

# ATMOSPHERE

ATMOSPHERE PRESENTS LINEAR VEINING, REMINISCENT OF ERAMOSA. THE DISTINGUISHABLE AESTHETIC ADDS FLOW, WHETHER RUNNING THE VEIN IN THE SAME DIRECTION OR A QUARTER TURN FOR DISTINCTION.



SILVER CLOUD

creative  
materials  
corporation

WARM DAWN (FLOOR) SILVER CLOUD (WALL)

# ATMOSPHERE

## PORCELAIN TILE

### SIZES

12"x24"

12"x12"

6"x24"

11.625"x23.438" NOT DRAWN

### FINISH

MATTE, SEMI-POLISHED

### THICKNESS

9MM

### LEAD TIME + LOCATION

1-2 WEEKS | USA

### RECYCLED CONTENT

40% GREY MOON, 20% ALL OTHER COLORS  
PRE-CONSUMER

### TECHNICAL DATA

SPECIFICATION REFERENCE	TEST METHOD	TEST RESULT
BREAKING STRENGTH	ASTM C648	≥400
WATER ABSORPTION	ASTM C373	<0.5%
PEI	ASTM C1027	IV
DCOF	ANSI A137.1	.53*



\*\*All technical data was supplied by the manufacturer and is being provided by CMC for informational purposes only. Exact test results should be requested from your CMC contact. SEMI-POLISHED is intended for all wall use only and does not pass DCOF.



MADE IN THE USA



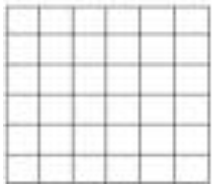

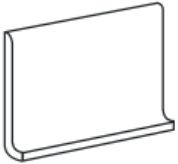
NIGHT SKY

GREY MOON

SILVER CLOUD

WHITE STAR

WARM DAWN

	12"x12"x9MM	MATTE	MATTE	MATTE	MATTE	MATTE
	6"x24"x9MM	MATTE	MATTE	MATTE	MATTE	MATTE
	12"x24"x9.MM	MATTE	MATTE	MATTE	MATTE	MATTE
	11.625"x23.438"x9MM	SEMI-POLISHED	SEMI-POLISHED	SEMI-POLISHED	SEMI-POLISHED	SEMI-POLISHED
	2"x2" MOSAIC ON 12"x12"x9.5MM SHEET	MATTE	MATTE	MATTE	MATTE	MATTE
	3"x12"x9.5MM BULLNOSE	MATTE	MATTE	MATTE	MATTE	MATTE
	6"x12"x7MM COVE BASE   SPECIAL ORDER	MATTE	MATTE	MATTE	MATTE	MATTE