


BUILDTECH PAVER



DESCRIPTION

Maximum possibility of combinations in support of the strictest design choices.


COLORS



Bone SA

Bone TU


Bone GG



Sand SA

Sand TU


Sand GG



Clay SA

Clay TU

Clay GG



Mud SA

Mud TU

Mud GG

AVAILABLE SIZES

23.625"x23.625"

15.75"x47.125"

THICKNESS

2cm

FINISHES

Slate Hammered

TECHNICAL DATA*

Specification Reference	Test Method	Test Result
DCOF	DCOF AcuTest	≥ 0.42
Abrasion Resistance	ASTM C1243	< 140mm ³
Water Absorption	ASTM C373	< .08%
Breaking Strength	ASTM C648	53 N/mm ²
Slip Resistance		R11

*All technical data was supplied by the manufacturer and is being provided by CMC for informational purposes only. Exact test results should be requested from your CMC contact.



TU



SA & GG