



LAVA

LAVA IS INFLUENCED BY THE NATURAL BEAUTY OF VOLCANIC STONE WITH A FINE-GRAINED APPEARANCE ACCOMPANIED BY LINEAR MOVEMENT. THE MINERAL INSPIRED COLLECTION SATISFIES A SOPHISTICATED, CONTEMPORARY PALETTE.




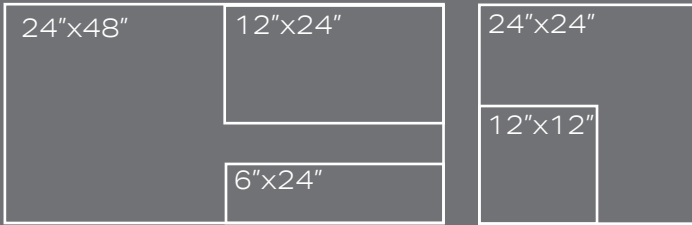
**creative
materials
corporation**

LIGHT GREY + DARK GREY

LAVA

PORCELAIN TILE

SIZES



FINISH

MATTE, GRIP

THICKNESS

10MM

LEAD TIME + LOCATION

1-2 WEEKS | USA

RECYCLED CONTENT

10% PRE-CONSUMER

TECHNICAL DATA


| SPECIFICATION REFERENCE | TEST METHOD | TEST RESULT |
|-------------------------|-------------|-------------|
| BREAKING STRENGTH | ASTM C648 | ≥400LBF |
| WATER ABSORPTION | ASTM C373 | ≤0.5% |
| PEI | ASTM C1027 | IV |
| DCOF | ANSI A137.1 | ≥0.42 |



**All technical data was supplied by the manufacturer and is being provided by CMC for informational purposes only. Exact test results should be requested from your CMC contact.




DARK GREY



LIGHT GREY



WHITE



SAND



NUT


ALL IMAGES SHOWN REPRESENT THE RANGE




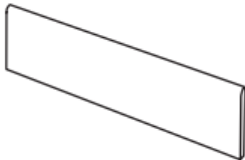
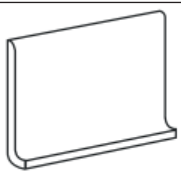
WWW.CREATIVEMATERIALSCORP.COM



MADE IN THE USA



DARK GREY LIGHT GREY WHITE SAND NUT

| | | | | | | |
|---|---|------------|------------|------------|------------|------------|
| | 6"x24"x10MM | MATTE | MATTE | MATTE | MATTE | MATTE |
| | 12"x12"x10MM | MATTE GRIP | MATTE GRIP | MATTE GRIP | MATTE GRIP | MATTE GRIP |
| | 12"x24"x10MM | MATTE | MATTE | MATTE | MATTE | MATTE |
| | 24"x24"x10MM | MATTE | MATTE | MATTE | MATTE | MATTE |
| | 18"x36"x10MM | MATTE | MATTE | MATTE | MATTE | MATTE |
| | 24"x48"x10MM | MATTE | MATTE | MATTE | MATTE | MATTE |
|  | 2"x2" MOSAIC ON 12"x12"x10MM SHEET | MATTE | MATTE | MATTE | MATTE | MATTE |
|  | 3"x12"x10MM BLULLNOSE | MATTE | MATTE | MATTE | MATTE | MATTE |
|  | 6"x12"x7MM COVEBASE SPECIAL ORDER | MATTE | MATTE | MATTE | MATTE | MATTE |

