



MULTIDIMENSIONAL

MULTIDIMENSIONAL TAKES YOU INTO ANOTHER DIMENSION WITH 3D, TEXTURED WALL TILE OPTIONS AND CORRESPONDING PROFILES FOR A TRULY IMMERSIVE EXPERIENCE. EYE-CATCHING STYLE FROM ALL ANGLES CERTAIN TO ADD CHARACTER TO THE SPACE.



BLUE DIAGONAL

creative
materials
corporation

WHITE DROP

MULTIDIMENSIONAL

CERAMIC - PORCELAIN TILE

SIZES

16"x32"

8"x8"

FINISH

MATTE

THICKNESS

8.5MM, 9MM

LEAD TIME + LOCATION

6-8 WEEKS | ITALY

TECHNICAL DATA


SPECIFICATION REFERENCE	TEST METHOD	TEST RESULT
BREAKING STRENGTH	ISO 10545-4	CERAMIC R>35 N/MM ² , S> 1300 N PORCELAIN R>40 N/MM ² , S> 1800 N
WATER ABSORPTION	ISO 10545-3	CERAMIC 10% TO 20% PORCELAIN <0.1%
DCOF	ANSI A137.1	<0.42

PORCELAIN | 8"x8"x9MM | MATTE


PATTERN IMAGES REPRESENT A NINE PIECE RANGE INSTALLATION




BLUE



BLUE DIAGONAL



BLUE FLOWER



BLUE NATURE



WHITE



WHITE DIAGONAL



WHITE FLOWER




WHITE NATURE


PROFILE | 0.8"x32"x8.5MM | MATTE



BRONZE



BRONZE & BLUE




BRONZE & WHITE



ROSE GOLD



ROSE GOLD & BLUE




ROSE GOLD & WHITE



*Product is intended for wall use only. All technical data was supplied by the manufacturer and is being provided by CMC for informational purposes only. Exact test results should be requested from your CMC contact.

CERAMIC | 16"x32"x8.5MM | MATTE



BLUE



BLUE
CHEVRON



BLUE
DIAMOND




BLUE
DROP



BLUE
HEXAGON



BLUE
LINES



WHITE



WHITE
CHEVRON



WHITE
DIAMOND



WHITE
DROP



WHITE
HEXAGON



WHITE
LINES

