



creative
materials
corporation

RIVER

HIGH CONTRAST

HIGH CONTRAST IS THE STATE OF BEING STRIKINGLY DIFFERENT FROM SOMETHING ELSE, WHERE THE COLLECTION FOCUSES ON THIS PRINCIPLE. A FOUNDATION OF CHROMATIC APPRECIATION FROM SOLIDS TO STRIKING VEINS.

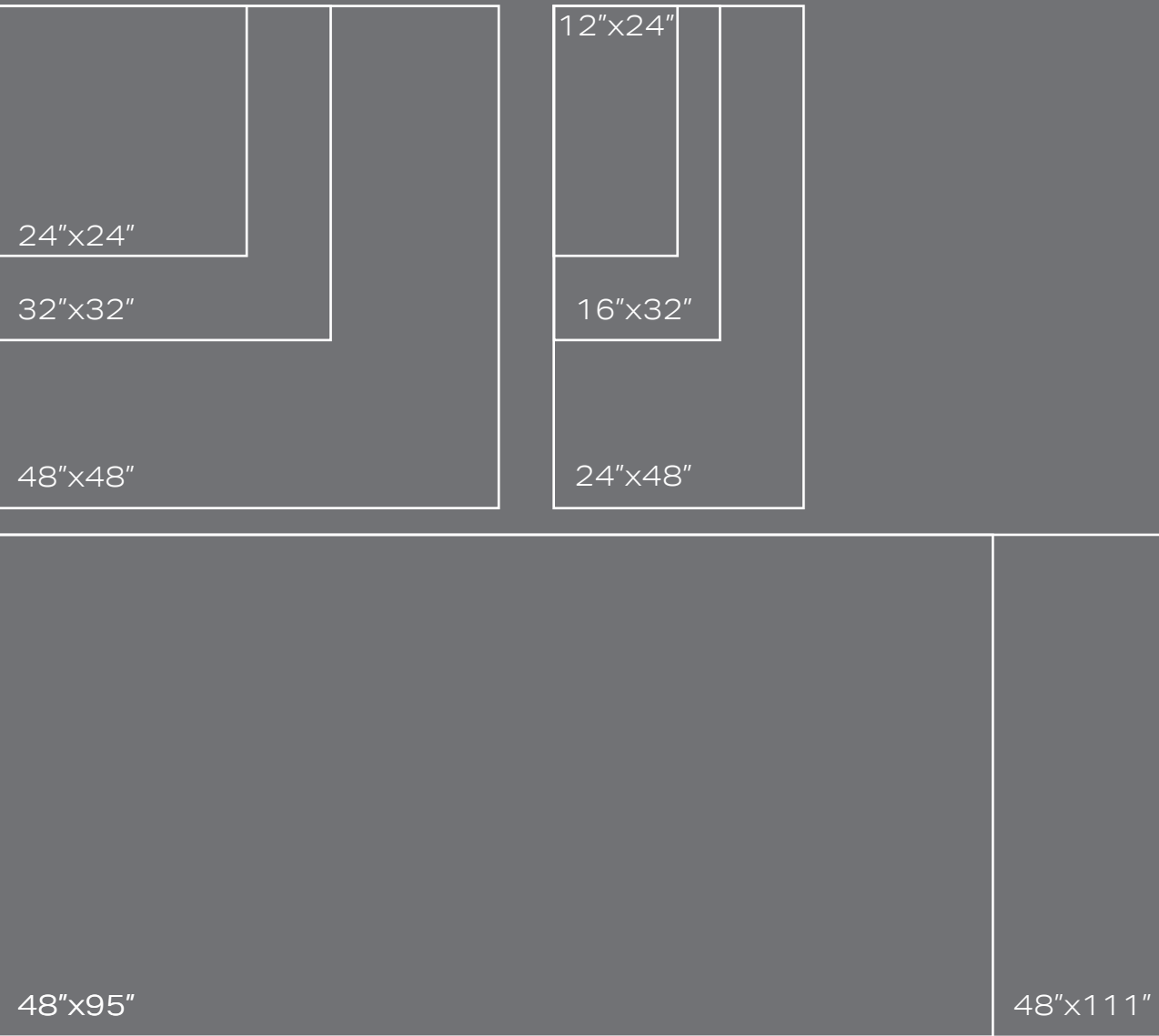


BEACH

HIGH CONTRAST

PORCELAIN TILE

SIZES



NOT DRAWN ABOVE | 63"x126"

FINISH + THICKNESS

MATTE, POLISHED | 6MM, 10MM | VARIES PER SIZE - REFER TO CHART

TECHNICAL DATA


SPECIFICATION REFERENCE	TEST METHOD	TEST RESULT
BREAKING STRENGTH	ISO 10545-4	R>52 N/MM ² , S>1350 N
WATER ABSORPTION	ISO 10545-3	0.08%
ABRASION RESISTANCE	ISO 10545-6	<140 MM ³
DCOF	ANSI A137.1	≥0.42*

LEAD TIME + LOCATION

6-8 WEEKS | ITALY

RECYCLED CONTENT


BEACH, BLACK, CANYON, ESTUARY - 7% | PRE-CONSUMER




BLACK



CANYON




SUMMIT



BEACH



ESTUARY



FRACTURE



RIVER



WHITE



*All technical data was supplied by the manufacturer and is being provided by CMC for informational purposes only. Exact test results should be requested from your CMC contact. Polished does not pass DCOF under this testing.




HIGH CONTRAST PORCELAIN TILE

								
	BLACK	CANYON	SUMMIT	BEACH	ESTUARY	FRACTURE	RIVER	WHITE
12"x24"x10MM	MATTE POLISHED	MATTE POLISHED	MATTE POLISHED	MATTE POLISHED	MATTE POLISHED	MATTE POLISHED	MATTE POLISHED	MATTE POLISHED
24"x24"x10MM	MATTE POLISHED	MATTE POLISHED	MATTE POLISHED	MATTE POLISHED	MATTE POLISHED	MATTE POLISHED	MATTE POLISHED	MATTE POLISHED
16"x32"x10MM	MATTE POLISHED	MATTE POLISHED	MATTE POLISHED	MATTE POLISHED	MATTE POLISHED	MATTE POLISHED	MATTE POLISHED	MATTE POLISHED
32"x32"x10MM	MATTE POLISHED	MATTE POLISHED	MATTE POLISHED	MATTE POLISHED	MATTE POLISHED	MATTE POLISHED	MATTE POLISHED	MATTE POLISHED
24"x48"x10MM	MATTE POLISHED	MATTE POLISHED	MATTE POLISHED	MATTE POLISHED	MATTE POLISHED	MATTE POLISHED	MATTE POLISHED	MATTE POLISHED
24"x48"x6MM GAUGED	MATTE POLISHED	MATTE POLISHED	MATTE POLISHED	MATTE POLISHED	MATTE POLISHED	MATTE POLISHED	MATTE POLISHED	MATTE POLISHED
48"x48"x6MM GAUGED	MATTE POLISHED	MATTE POLISHED	MATTE POLISHED	MATTE POLISHED	MATTE POLISHED	MATTE POLISHED	MATTE POLISHED	MATTE POLISHED
48"x95"x6MM GAUGED	MATTE POLISHED	MATTE POLISHED	MATTE POLISHED	MATTE POLISHED	MATTE POLISHED	MATTE POLISHED	MATTE POLISHED	MATTE POLISHED
48"x111"x6MM GAUGED	MATTE POLISHED	MATTE POLISHED	MATTE POLISHED	MATTE POLISHED	MATTE POLISHED	MATTE POLISHED	MATTE POLISHED	MATTE POLISHED
63"x126"x6MM GAUGED	MATTE POLISHED	MATTE POLISHED	MATTE POLISHED	MATTE POLISHED	MATTE POLISHED	MATTE POLISHED	MATTE POLISHED	MATTE POLISHED

HIGH CONTRAST PORCELAIN TILE


DECOR |

1.125"x1.125" MOSAIC ON
12"x12"x10MM SHEET |
MATTE OR POLISHED




BLACK | AVAILABLE IN ALL COLORS

0.5"x1.2" BRICK MOSAIC ON
12"x12"x6MM SHEET |
MATTE OR POLISHED



BLACK | AVAILABLE IN ALL COLORS

3"x3" MOSAIC ON
12"x12"x6MM SHEET |
MATTE OR POLISHED



BLACK | AVAILABLE IN ALL COLORS

3"x6" MURETTO SFALSATO MOSAIC
ON 12"x12"x6MM SHEET |
MATTE OR POLISHED



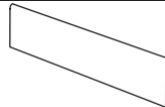
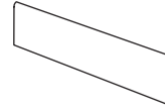
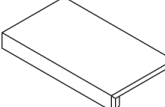
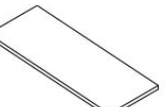
BLACK | AVAILABLE IN ALL COLORS

RANDOM STRIP MOSAIC ON
8.25"x16"x10MM SHEET |
MATTE OR POLISHED



BLACK | AVAILABLE IN ALL COLORS

TRIM |

TRIM IS NOT DRAWN TO SCALE		BLACK	CANYON	SUMMIT	BEACH	ESTUARY	FRACTURE	RIVER	WHITE
	2"x24"x10MM BULLNOSE	MATTE POLISHED	MATTE POLISHED	MATTE POLISHED	MATTE POLISHED	MATTE POLISHED	MATTE POLISHED	MATTE POLISHED	MATTE POLISHED
	2"x32"x6MM BULLNOSE	MATTE POLISHED	MATTE POLISHED	MATTE POLISHED	MATTE POLISHED	MATTE POLISHED	MATTE POLISHED	MATTE POLISHED	MATTE POLISHED
	13"x48"x10MM STAIRTREAD	MATTE	MATTE	MATTE	MATTE	MATTE	MATTE	MATTE	MATTE
	13"x48"x10MM STAIRTREAD CORNER LEFT OR RIGHT	MATTE	MATTE	MATTE	MATTE	MATTE	MATTE	MATTE	MATTE

HIGH CONTRAST

PORCELAIN TILE



PLEASE REFER TO CHART FOR SIZE + FINISH + THICKNESS SPECIFICS