



INNS

INNS BEARS A GRAINY
LINEAR EFFECT THAT DRAWS
INSPIRATION FROM SANDY
SOILS AND IS ENHANCED WITH
SHINY MINERAL SPECKLES.
A SOFNESS OF EXPRESSION
FOR TIMELESS ELEGANCE.



creative
materials
corporation

GREY + WHITE

BLACK

INNS

PORCELAIN TILE

SIZES



FINISH

NATURAL, HONED

THICKNESS

8MM

LEAD TIME + LOCATION

1-2 WEEKS | USA

RECYCLED CONTENT

40% PRE-CONSUMER

Specification Reference	Test Method	Test Result
BREAKING STRENGTH	ASTM C648	≥400LBF
WATER ABSORPTION	ASTM C373	≤0.1%
ABRASION RESISTANCE	ASTM C1037	CLASS 4
DCOF	ANSI A137.1	≥0.42 - NATURAL




** Honed does not pass DCOF under this testing. All technical data was supplied by the manufacturer and is being provided by CMC for informational purposes only. Exact test results should be requested from your CMC contact.

		BLACK	GREY	LIGHT GREY	SAND	TAUPE	WHITE
	12"x24"x8MM	NATURAL HONED	NATURAL HONED	NATURAL HONED	NATURAL HONED	NATURAL HONED	NATURAL HONED
	18"x36"x8MM	NATURAL HONED	NATURAL HONED	NATURAL HONED	NATURAL HONED	NATURAL HONED	NATURAL HONED
	4"x24"x8MM BLULLNOSE	HONED	HONED	HONED	HONED	HONED	HONED
	6"x12"x8MM COVEBASE	HONED	HONED	HONED	HONED	HONED	HONED



DECOR |

2"x2" MOSAIC ON
12"x12"x8MM | HONED



BLACK

GREY



LIGHT GREY


SAND



TAUPE


WHITE

1"x2" MOSAIC ON
12"x12"x8MM | HONED




BLACK

GREY



LIGHT GREY

SAND



TAUPE

WHITE

BLACK BRICK MOSAIC

