



**creative  
materials  
corporation**

# EXPEDITION

EXPEDITION CONTEMPORARY AESTHETIC IS INSPIRED BY A SLATE EFFECT OFFERING TIMELESS BEAUTY BASED ON THE STRUCTURE OF CLEFT SLATE. INTENSE COLORS AND NATURAL SURFACE FINISHES PROVIDE CONTEMPORARY PRIVATE AND PUBLIC SPACES WITH THE CHARM OF PAST ARCHITECTURAL STYLES AND A NEW CONTEMPORARY CHARACTER.



LIGHT GREY

BLACK + LIGHT GREY

# EXPEDITION

## PORCELAIN TILE

### SIZES

12"x24"

### FINISH

MATTE

### THICKNESS

9MM

### LEAD TIME + LOCATION

1-2 WEEKS | USA

### RECYCLED CONTENT

10% - BLACK + ANTHRACITE • 20% - ALL OTHER COLORS  
PRE-CONSUMER

### TECHNICAL DATA

SPECIFICATION REFERENCE	TEST METHOD	TEST RESULT
BREAKING STRENGTH	ASTM C648	≥250LBF
WATER ABSORPTION	ASTM C373	≤0.5%
DCOF	ANSI A137.1	≥0.42


Shade  
V2  
Variation

\*\*All technical data was supplied by the manufacturer and is being provided by CMC for informational purposes only. Exact test results should be requested from your CMC contact.

IMAGES REPRESENT THE RANGE



BLACK




ANTHRACITE



DARK GREY

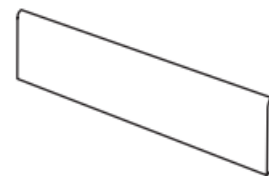


LIGHT GREY

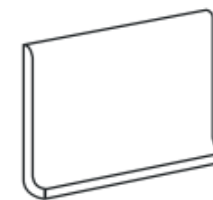


SAND

### TRIM | AVAILABLE IN ALL COLORS



3"x24" BULLNOSE




6"x12" COVEBASE



MADE IN THE USA



### DECOR | 2"x2" MOSAIC ON 12"x12" SHEET | MATTE



### DECOR | LINEAR MOSAIC ON 12"x24" SHEET | MATTE



### DECOR | 3.15"x2.8" HEXAGON MOSAIC ON 12"x12" SHEET | MATTE



ANTHRACITE,  
DARK GREY,  
BLACK MIX



ANTHRACITE + SAND + HEXAGON MOSAIC