



RESIN

RESIN IS INSPIRED BY THE ORGANIC NATURE OF THE SUBSTANCE ITSELF, EXHIBITING A SOFT AND LIGHT STRUCTURE, IN A RANGE OF NEUTRAL COLORS. THE VISION FOR THIS COLLECTION IS SOPHISTICATED WITH AN UNDERLYING CONTEMPORARY SOUL.



DARK GREY

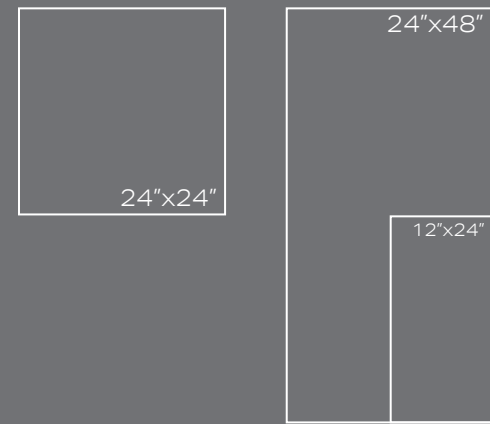
creative
materials
corporation

BEIGE + BROWN

RESIN

PORCELAIN TILE

SIZES



FINISH

MATTE

THICKNESS

9MM

LEAD TIME + LOCATION

1-2 WEEKS | USA

RECYCLED CONTENT

10% - DARK GREY • 20% - BROWN, GREY, TAUPE | PRE-CONSUMER

TECHNICAL DATA


SPECIFICATION REFERENCE	TEST METHOD	TEST RESULT
BREAKING STRENGTH	ASTM C648	>250 LBF
WATER ABSORPTION	ASTM C373	<0.5%
DCOF	ANSI A137.1	>0.42

Shade
V2
Variation

**All technical data was supplied by the manufacturer and is being provided by CMC for informational purposes only. Exact test results should be requested from your CMC contact.



DARK GREY




GREY



LIGHT GREY



BEIGE



TAUPE



BROWN



RESIN

PORCELAIN TILE

CHART INDICATES AVAILABLE SIZE + THICKNESS + FINISH OPTIONS. IF GREY BLOCK IS PRESENT, THE PRODUCT IS NOT AVAILABLE IN THAT SIZE.

							
		DARK GREY	GREY	LIGHT GREY	BEIGE	TAUPE	BROWN
	12"x24"x9MM	MATTE	MATTE	MATTE	MATTE	MATTE	MATTE
	24"x24"x9MM	MATTE	MATTE	MATTE	MATTE	MATTE	MATTE
	24"x48"x9MM		MATTE	MATTE	MATTE		
	6"x12"x9MM COVEBASE	MATTE	MATTE	MATTE	MATTE	MATTE	MATTE
	3"x24"x9MM BULLNOSE	MATTE	MATTE	MATTE	MATTE	MATTE	MATTE