


CUT SHEET

METAL EFFECTS GAUGED PORCELAIN

**creative
materials
corporation**



DESCRIPTION

Metal Effects explores the different ways metal textures reflect light and cast shadows. Subtle color changes and a dramatic raked texture option allow harmonious backgrounds as well as stand-out feature walls. Create unity across your space with standard thickness field tile and 20cm thick pavers for exterior use that match the gauged porcelain.


COLORS



Sand

Steel

Silver



Bronze

Gunmetal

TECHNICAL DATA*

Specification Reference	Test Method	Test Result
DCOF	DCOF AcuTest	≥ 0.42
Water Absorption	ISO 10545-3	≤ 0.5%
Breaking Strength	EN ISO 10545-4	R>45 N/mm ² , S> 2500 N

*All technical data was supplied by the manufacturer and is being provided by CMC for informational purposes only. Exact test results should be requested from your CMC contact.



Post-consumer +
1/2 Pre-consumer

THICKNESS

6mm


FINISH

Natural

CUT SHEET

METAL EFFECTS GAUGED PORCELAIN

**creative
materials
corporation**



AVAILABLE SIZES

62"x125.75"
Bronze, Silver & Gunmetal colors only
6mm thickness

48"x102"
6mm thickness