


BASIS WALL

BASIS WALL BRINGS FREEDOM AND FUNCTIONALITY WITH A COMPREHENSIVE COLOR PALETTE. THIS FULL RANGE OF COLORS ENERGIZES SPACES OR RELAXES THE ATMOSPHERE.



GREY BLUE + SAFARI GREEN + ANTHRACITE

**creative
materials
corporation**

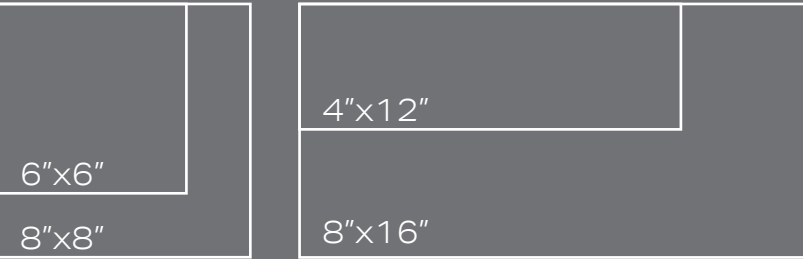


SILVER + STEEL + DARK GREY + ANTHRACITE

BASIS WALL

CERAMIC TILE

SIZE



FINISH

GLOSSY - MATTE

THICKNESS

7.5MM - 5.8MM (6"x6" ONLY)

LEAD TIME + LOCATION

6-8 WEEKS | PORTUGAL

TECHNICAL DATA


SPECIFICATION REFERENCE	TEST METHOD	TEST RESULT
DCOF	ANSI A137.1	N/A
BREAKING STRENGTH	EN 10545-4	R>16N/MM ² , R>660N
WATER ABSORPTION	EN 10545-3	18-20%




Product is intended for wall use only. All technical data was supplied by the manufacturer and is being provided by CMC for informational purposes only. Exact test results should be requested from your CMC contact.



TRIM | LINER



1"x8"x7.5MM - AVAILABLE IN WHITE ONLY - GLOSSY + MATTE



1"x6"x5.8MM - AVAILABLE IN WHITE ONLY - GLOSSY + MATTE

TRIM | CORNERS



8"x1.4"x7.5MM - INSIDE CORNER - AVAILABLE IN WHITE ONLY - GLOSSY + MATTE

6"x1.4"x5.8MM - INSIDE CORNER - AVAILABLE IN WHITE ONLY - GLOSSY + MATTE



1.4"x1.4"x5.8MM - INSIDE CORNER CAP - AVAILABLE IN WHITE ONLY - GLOSSY + MATTE




8"x1.4"x7.5MM - OUTSIDE CORNER - AVAILABLE IN WHITE ONLY - GLOSSY + MATTE

6"x1.4"x5.8MM - OUTSIDE CORNER - AVAILABLE IN WHITE ONLY - GLOSSY + MATTE



1.4"x1.4"x5.8MM - OUTSIDE CORNER CAP - AVAILABLE IN WHITE ONLY - GLOSSY + MATTE



OTHER COLORS AVAILABLE WITH MINIMUM ORDER OF 250 PCS + EXTENDED LEAD-TIME FOR CUSTOM PRODUCTION

JASMINE