

ELEVATION

ELEVATION RAISES THE BAR WITH AN APPRECIATION OF THE EVER-CHANGING LANDSCAPE OF ARCHITECTURE. A REVITALIZED REPLICATION OF THE BEST-KNOWN, CLASSIC STONE AESTHETICS TO COMPLEMENT THE CONTEMPORARY DESIGN. AN ENRICHED COMBINATION OF BALANCED GRAPHICS AND TONES COUPLED WITH SUBTLE SHADES. THE AESTHETIC BRINGS WARMTH AND CHARM.



creative
materials
corporation

BEIGE

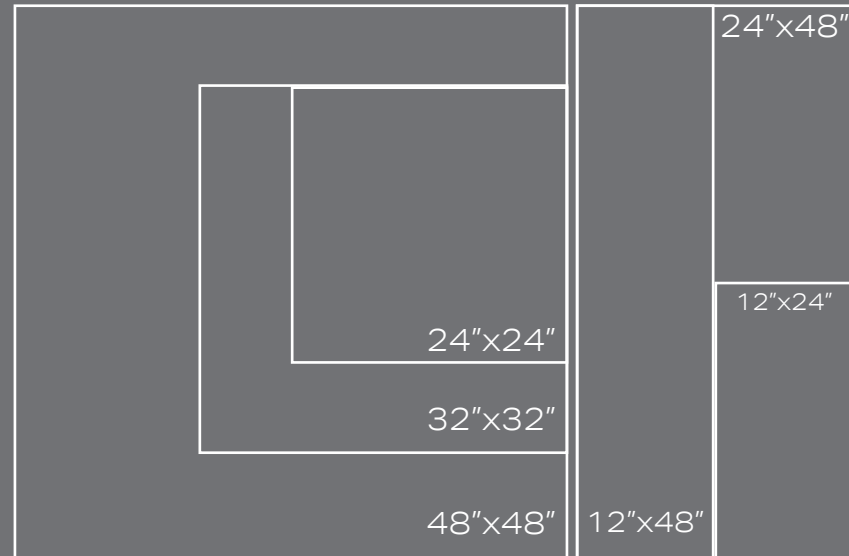


DARK TRAVERTINE

ELEVATION

PORCELAIN TILE

SIZES



FINISH

NATURAL + HONED + TEXTURED

THICKNESS

9MM + 6MM

LEAD TIME + LOCATION

6 - 8 WEEKS | ITALY

TECHNICAL DATA

SPECIFICATION REFERENCE	TEST METHOD	TEST RESULT
DCOF	ANSI A137.1	≥0.42
BREAKING STRENGTH	EN 10545-4	R≥ 48 N/MM ² , S≥2400 N
WATER ABSORPTION	ASTM C373	<0.1%
ABRASION RESISTANCE	EN 10545-6	<150MM ³

Shade V2 Variation All technical data was supplied by the manufacturer and is being provided by CMC for informational purposes only. Exact test results should be requested from your CMC contact.



DARK TRAVERTINE



GREY



GREY SHIMMER



LIGHT TRAVERTINE



BEIGE



SAND



GOLD




IVORY

ELEVATION

PORCELAIN TILE

								
	DARK TRAVERTINE	GREY	GREY SHIMMER	LIGHT TRAVERTINE	BEIGE	SAND	GOLD	IVORY
12"x24"x9MM	NATURAL	NATURAL	NATURAL	NATURAL	NATURAL	NATURAL	NATURAL	NATURAL
12"x48"x9MM	NATURAL		NATURAL	NATURAL				
24"x48"x9MM	NATURAL	NATURAL TEXTURED	NATURAL TEXTURED	NATURAL	NATURAL TEXTURED	NATURAL TEXTURED	NATURAL TEXTURED	NATURAL TEXTURED
24"x24"x9MM	NATURAL	NATURAL	NATURAL	NATURAL	NATURAL	NATURAL	NATURAL	NATURAL
32"x32"x9MM	HONED	HONED	HONED	HONED	HONED	HONED	HONED	HONED
48"x48"x9MM	HONED	HONED TEXTURED	HONED	HONED	HONED TEXTURED	HONED TEXTURED	HONED TEXTURED	HONED TEXTURED
48"x110"x6MM	HONED	HONED		HONED	HONED	HONED	HONED	HONED

CHART INDICATES AVAILABLE SIZE + THICKNESS + FINISH OPTIONS



LIGHT TRAVERTINE

ELEVATION

PORCELAIN TILE

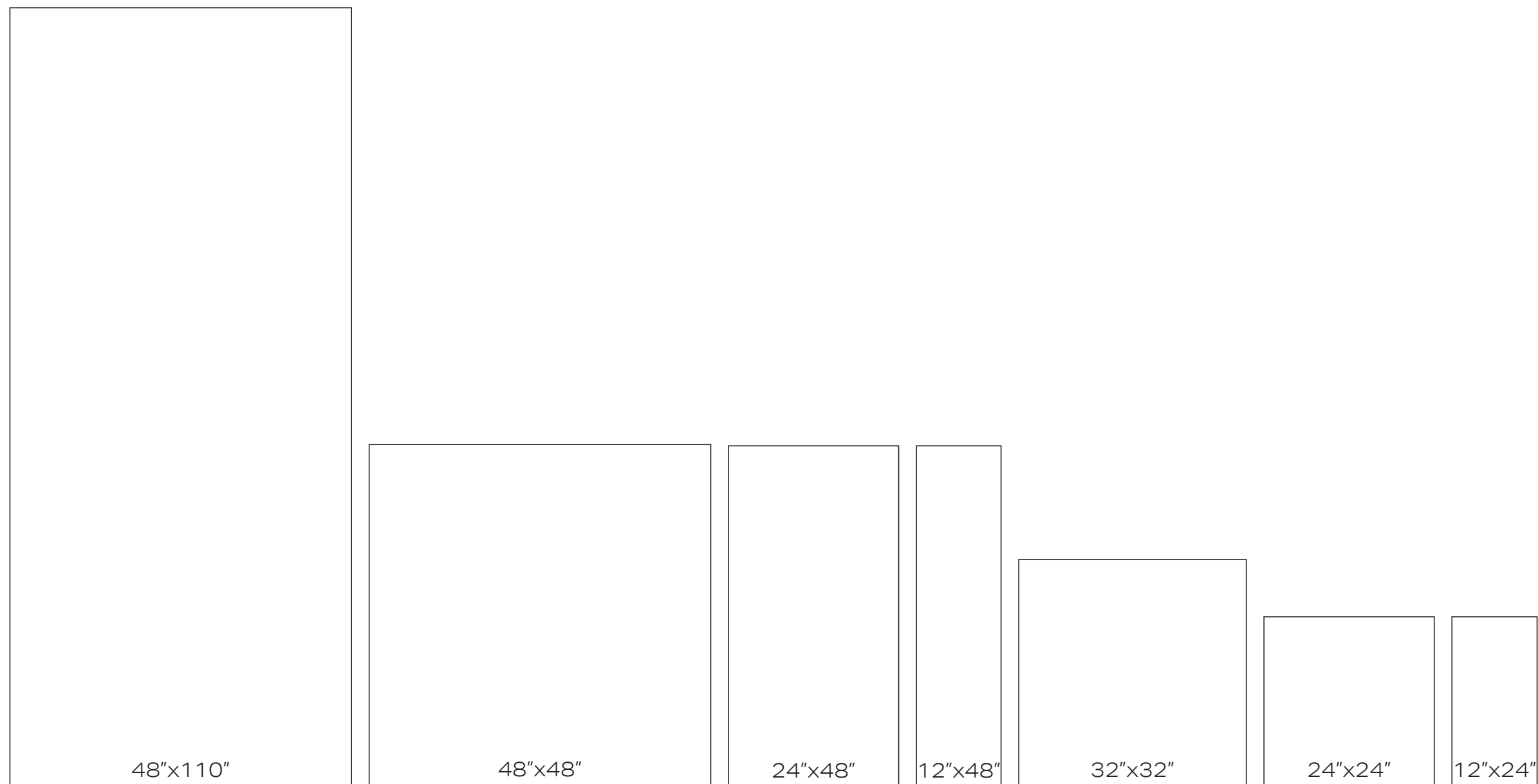
									
		DARK TRAVERTINE	GREY	GREY SHIMMER	LIGHT TRAVERTINE	BEIGE	SAND	GOLD	IVORY
	2"x2"x9MM MOSAIC ON 12"x12" SHEET	NATURAL	NATURAL	NATURAL	NATURAL	NATURAL	NATURAL	NATURAL	NATURAL
	RANDOM STRIP MOSAIC ON 12"x24"x9MM SHEET	NATURAL	NATURAL	NATURAL	NATURAL	NATURAL	NATURAL	NATURAL	NATURAL
	3"x24"x9MM BULLNOSE	NATURAL	NATURAL	NATURAL	NATURAL	NATURAL	NATURAL	NATURAL	NATURAL
	12"x24"x9MM GROOVED STAIR TREAD WITH BULLNOSE	NATURAL	NATURAL	NATURAL	NATURAL	NATURAL	NATURAL	NATURAL	NATURAL
	12"x24"x9MM STAIR TREAD BULLNOSE ONLY	NATURAL	NATURAL	NATURAL	NATURAL	NATURAL	NATURAL	NATURAL	NATURAL
	13"x48"x9MM STAIR TREAD BULLNOSE ONLY	NATURAL	NATURAL	NATURAL	NATURAL	NATURAL	NATURAL	NATURAL	NATURAL
	13"x24"x9MM STAIR TREAD 13"x13" CORNER AVAILABLE	NATURAL	NATURAL	NATURAL	NATURAL	NATURAL	NATURAL	NATURAL	NATURAL
	13"x48"x9MM STAIR TREAD 13"x13" CORNER AVAILABLE	NATURAL	NATURAL	NATURAL	NATURAL	NATURAL	NATURAL	NATURAL	NATURAL

CHART INDICATES AVAILABLE SIZE + THICKNESS + FINISH OPTIONS



ELEVATION

PORCELAIN TILE



PLEASE REFER TO CUTSHEET FOR SIZE + FINISH + THICKNESS SPECIFICS