

PINNACLE

PINNACLE PERFECTLY MIMICS THE LINEAR FLOW OF NATURAL VEIN CUT TRAVERTINE. THE ATTRACTIVENESS IS SOUGHT AFTER THROUGH THE INTRICATE VEIN VARIATION AND BLEND OF COLORATION.



GREY

creative materials corporation



WHITE

PINNACLE

PORCELAIN TILE

SIZES



FINISH

NATURAL + POLISHED

THICKNESS

8MM

LEAD TIME + LOCATION

1 - 2 WEEKS DOMESTIC INVENTORY | USA

TECHNICAL DATA

SPECIFICATION REFERENCE	TEST METHOD	TEST RESULT
DCOF	ANSI A137.1	$\geq 0.42^{**}$
BREAKING STRENGTH	ASTM C648	>400 LBF
WATER ABSORPTION	ASTM C373	<0.1%

Shade
V3
Variation

*Polished finished does not pass DCOF under this testing. All technical data was supplied by the manufacturer and is being provided by CMC for informational purposes only. Exact test results should be requested from your CMC contact.



2022 SPRING SUMMER COLLECTIONS



GREY



TAUPE




BEIGE



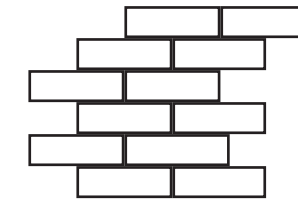
WHITE

MOSAIC | 2"x2" ON 12"x12"x8MM



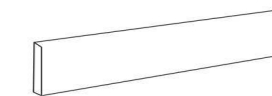
NATURAL **ONLY**

MOSAIC | 2"x6" BRICK ON 12"x12"x8MM



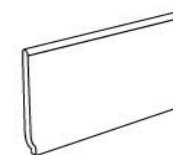
NATURAL **ONLY**

TRIM | 4"x24"x8MM BULLNOSE



NATURAL **OR** POLISHED

TRIM | 6"x12"x7.5MM COVE BASE



NATURAL **ONLY**



WWW.CREATIVEMATERIALSCORP.COM