




Black + Light Grey

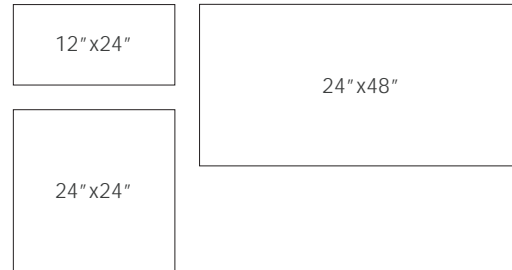
Description

Contempo porcelain tile brings a new mood to commercial design, drawing inspiration from cement for modern elegance in contemporary spaces. The tone is being set for urban environments that crave a minimalistic approach.

Colors



Sizes



Technical Data

Specification Reference	Test Method	Test Result
DCOF	ANSI A326.3	Matte > 0.42 Wet
		Grip • Interior, Wet Plus (>0.50 Wet)
Water Absorption	ASTM C373	< 0.5%
Breaking Strength	ASTM C648	> 250 lbf

Finish & Thickness

Grip, Matte | 9mm
Finish varies per size and color –
Refer to Color•Size•Finish Matrix

Lead Time

2-3 Weeks

Location

USA



2024v2



Mosaics

2"x2" Mosaic on 12"x12"x9mm Sheet Matte



White




Beige



Light Grey



Dark Grey



Black

Color•Size•Finish Matrix






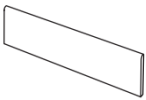
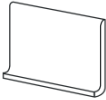
Color — Size & Thickness					
	White	Beige	Light Grey	Dark Grey	Black
12"x24"x9mm	Grip Matte	Grip Matte	Grip Matte	Grip Matte	Matte
24"x24"x9mm	Matte	Matte	Matte	Matte	Matte
24"x48"x9mm	Matte		Matte	Matte	
Bullnose 3"x24x9mm	Matte	Matte	Matte	Matte	Matte
					
Covebase 6"x12"x9mm	Matte	Matte	Matte	Matte	Matte
					

Chart indicates available size, color, finish and thickness options. Shaded block indicates not available. Sizing is nominal for field tile, trims, and decors.



2024v2