

ENAMELED

ENAMELED BALANCES CLASSIC LOOKS AND DESIGNS WITH CONTEMPORARY PALETTES AND FORMATS. IT DRAWS INSPIRATION FROM HANDCRAFTED CERAMICS WITH SUBTLE SURFACE UNDULATION, DELICATE LACE-LIKE PATTERNS, CRACKLE AESTHETICS AND TONAL VARIATIONS OF WATERCOLOR-LIKE GLAZES.



BLUE CRACKLE

creative
materials
corporation

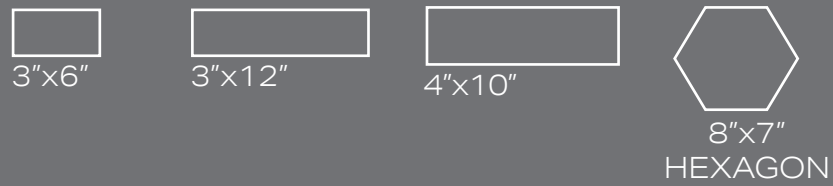


WHITE

ENAMELED

CERAMIC TILE

SIZES



FINISH

GLOSSY , MATTE, CRACKLE |
VARIES PER SIZE – REFER TO CHART

THICKNESS

7MM, 7.3MM. 8MM | VARIES PER SIZE – REFER TO CHART

LEAD TIME + LOCATION

2-3 WEEKS DOMESTIC INVENTORY | BRAZIL

RECYCLED CONTENT


28.01% PRE-CONSUMER

TECHNICAL DATA

SPECIFICATION REFERENCE	TEST METHOD	TEST RESULT
WATER ABSORPTION	ASTM C373	≥10%
BREAKING STRENGTH	ASTM C648	≥250LBF
DCOF	ANSI A326.1	<0.42




*Ceramic is intended for wall use only. All technical data was supplied by the manufacturer and is being provided by CMC for informational purposes only. Exact test results should be requested from your CMC contact.



BEIGE



WHITE



TAUPE



GREY



LIGHT BLUE



BLUE




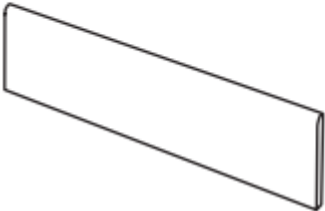
OVERLAY IMAGE IS TO SHOW THE DIFFERENCE BETWEEN CRACKLE AND PLAIN



ENAMELED

CERAMIC TILE

CHART INDICATES AVAILABLE SIZE + THICKNESS + FINISH OPTIONS. IF GREY BLOCK IS PRESENT, THE PRODUCT IS NOT AVAILABLE IN THAT SIZE. SIZING IS NOMINAL FOR FIELD TILE, TRIMS, AND DECORS.

							
		WHITE	BEIGE	GREY	TAUPE	LIGHT BLUE	BLUE
	3"x6"x7.3MM	GLOSSY	GLOSSY	GLOSSY	GLOSSY	GLOSSY	GLOSSY
	3"x12"x8MM	CRACKLE	CRACKLE	CRACKLE	CRACKLE	CRACKLE	CRACKLE
	4"x10"x7MM	GLOSSY	GLOSSY	GLOSSY	GLOSSY	GLOSSY	GLOSSY
	7"x8"x8MM HEXAGON	GLOSSY	GLOSSY	GLOSSY	GLOSSY	GLOSSY	GLOSSY
	3"x6"x7MM BULLNOSE	GLOSSY	GLOSSY	GLOSSY	GLOSSY	GLOSSY	GLOSSY
	3"x10"x7MM BULLNOSE	MATTE	MATTE	MATTE	MATTE	MATTE	MATTE
	3"x10"x7.3MM BULLNOSE	GLOSSY	GLOSSY	GLOSSY	GLOSSY	GLOSSY	GLOSSY
	3"x12"x7.3MM BULLNOSE	CRACKLE	CRACKLE	CRACKLE	CRACKLE	CRACKLE	CRACKLE