




Description

Epic porcelain tile targets the modern aesthetic with elements of cement and plaster fused together. With a vision of the epicenters of contemporary design, New York and LA, this collection was created.

Colors



Sizes

3.75" x 12"

12" x 24"

24" x 24"



Paver options available.

Contact info@creativematerialscorp.com or your consultant for more information.

Technical Data

Specification Reference	Test Method	Test Result
DCOF	ANSI A326.3	Interior, Wet Plus (>0.50 Wet)
Water Absorption	ASTM C373	< 0.5%
Breaking Strength	ASTM C648	> 450 lbf
Surface Hardness	Mohs	7

Finish & Thickness

Matte | 10mm
Finish varies per size and color –
Refer to Color•Size•Finish Matrix

Lead Time

2-3 Weeks

Location

USA

Body Type	Shade Variation
Glazed Color-Body Porcelain	V2



2024v2




Mosaics

3"x4" Poly Mix Mosaic on 12"x12"x10mm Sheet Matte




Beige Mix



Grey Mix


2"x2" Mosaic on 12"x12"x10mm Sheet Matte




White



Beige




Taupe



Light Grey







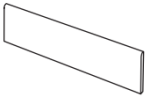


Grey



Black

Color•Size•Finish Matrix

Color — Size & Thickness						
	White	Beige	Taupe	Light Grey	Grey	Black
3.75"x12"x10mm	Matte	Matte	Matte	Matte	Matte	Matte
12"x24"x10mm	Matte	Matte	Matte	Matte	Matte	Matte
24"x24"x10mm	Matte	Matte	Matte	Matte	Matte	Matte
Polygon 21.5"x29.5"x10mm	Matte	Matte	Matte	Matte	Matte	Matte
Bullnose 3"x24"x10mm	Matte	Matte	Matte	Matte	Matte	Matte
						

Paver options available.

Contact info@creativematerialscorp.com or your consultant for more information.

Chart indicates available size, color, finish and thickness options. Shaded block indicates not available. Sizing is nominal for field tile, trims, and decors.



2024v2