

Beige

Description

Flow porcelain tile presents tone-on-tone veining in a soft, wave-like pattern with stunning variations. As nature provides us with energized colors, this palette is represented of softer, earth tones. Inspired by the elegant Varana stone, this collection fits all design styles.


Colors




Ivory



Beige



Grey



Dark Grey

Finish & Thickness

Natural | 10mm

Finish varies per size and color –
Refer to Color•Size•Finish Matrix

Lead Time

2-3 Weeks

Location

USA

Sizes

3.75" x 12"

12" x 24"

Technical Data

Specification Reference	Test Method	Test Result
DCOF	ANSI A326.3	Interior, Wet Plus (>0.50 Wet)
Water Absorption	ASTM C373	< 0.5%
Breaking Strength	ASTM C648	> 490 lbf
Surface Hardness	Mohs	7

Body Type	Shade Variation
Glazed Color-Body Porcelain	V2





Mosaics

1"x3" Herringbone Mosaic on 12"x12"x10mm Sheet Natural



Ivory



Beige



Grey



Dark Grey

4"x4" Hexagon Mosaic Mosaic on 12"x12"x10mm Sheet Natural



Ivory



Beige



Grey



Dark Grey

Color•Size•Finish Matrix




Color — Size & Thickness				
	Ivory	Beige	Grey	Dark Grey
3.75"x12"x10mm Rectified	Natural	Natural	Natural	Natural
12"x24"x10mm Rectified	Natural	Natural	Natural	Natural
Bullnose 3"x24"x10mm	Natural	Natural	Natural	Natural
				



Chart indicates available size, color, finish and thickness options. Shaded block indicates not available. Sizing is nominal for field tile, trims, and decors.



2025v1