



Description

Gramercy porcelain tile offers a fabric look with an urban feel and a hint of grunge. Creating a space with an absolute contemporary environment is effortless. The neutral color palette ranges from lighter shades to dark tones and is perfect for a modern aesthetic.

Colors



Finish & Thickness

Natural | 7.5mm, 8mm
Finish varies per size and color –
Refer to Color•Size•Finish Matrix


Lead Time

2-3 Weeks

Location

USA

Sizes




Technical Data

Specification Reference	Test Method	Test Result
DCOF	ANSI A326.3	> 0.42
Water Absorption	ASTM C373	< 0.1%
Breaking Strength	ASTM C648	> 400 lbf


Body Type	Shade Variation
Glazed Color-Body Porcelain	V2





Mosaics


1"x2" Brick Mosaic on 12"x12"x8mm Sheet Natural



White



Beige



Grey


2"x2" Mosaic on 12"x12"x8mm Sheet Natural



White



Beige



Grey

Color•Size•Finish Matrix




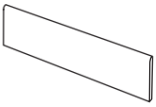
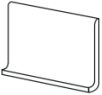
Color — Size & Thickness			
	White	Beige	Grey
12" x 24" x 8mm	Natural	Natural	Natural
Bullnose 4" x 24" x 8mm	Natural	Natural	Natural
			
Covebase 6" x 12" x 7.5mm	Natural	Natural	Natural
			

Chart indicates available size, color, finish and thickness options. Shaded block indicates not available. Sizing is nominal for field tile, trims, and decors.

