



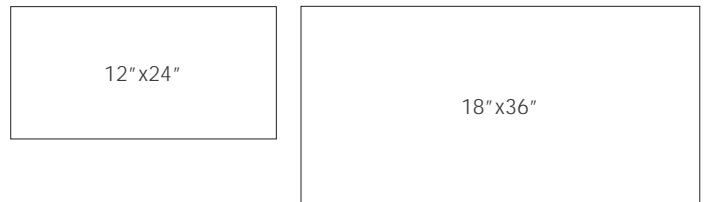
Description

Impression porcelain tile is influenced by tranquility and the surrounding colors of the coastal seashells. A perfectly harmonized color palette with a tonal pattern is present. Creating a space of relaxation is as easy as the movement within this collection.

Colors



Sizes



Technical Data

Specification Reference	Test Method	Test Result
DCOF	ANSI A326.3	> 0.42
Water Absorption	ASTM C373	< 0.1%
Breaking Strength	ASTM C648	> 400 lbf

Body Type	Shade Variation
Glazed Color-Body Porcelain	V2

Finish & Thickness

Honed, Matte | 8mm
Finish varies per size and color –
Refer to Color•Size•Finish Matrix

Lead Time

2-3 Weeks

Location

USA





White



Black + Grey

Mosaics

2"x2" Mosaic on 12"x12"x8mm Sheet Honed



White



Grey



Tan



Taupe



Black

Color•Size•Finish Matrix






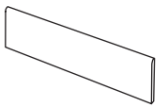
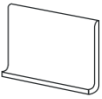
Color — Size & Thickness					
	White	Grey	Tan	Taupe	Black
12" x 24" x 8mm	Honed	Honed	Honed	Honed	Honed
18" x 36" x 8mm	Honed	Honed	Honed		
Bullnose 3" x 24" x 8mm	Honed	Honed	Honed	Honed	Honed
					
Covebase 6" x 12" x 8mm	Matte	Matte	Matte	Matte	Matte
					

Chart indicates available size, color, finish and thickness options. Shaded block indicates not available. Sizing is nominal for field tile, trims, and decors.

