

# INSIDE

INSIDE IS ROBUST IN TEXTURES THAT ARE ALTERED TEXTILES REFERENCED FROM MILITARY STYLE. FROM GLASS-LIKE APPEARANCES THAT ARE HIGHLY REFLECTIVE TO A TEXTURE REMINISCENT OF WORN DENIM, THE COLLECTION IS AVANTGARDE.



**creative  
materials  
corporation**

BLUE GLOSS, BLUE PINPOINT + BLUE TEXTURED



GREEN GLOSS, GREEN PINPOINT + GREEN TEXTURED

# INSIDE

## CERAMIC TILE

### SIZES



4"x12"

### FINISH

MATTE, GLOSSY, TEXTURED

### THICKNESS

7MM

### LEAD TIME + LOCATION

8-10 WEEKS | ITALY

### TECHNICAL DATA

SPECIFICATION REFERENCE	TEST METHOD	TEST RESULT
BREAKING STRENGTH	ISO 10545-4	R>22N/MM <sup>2</sup>
WATER ABSORPTION	ISO 10545-3	≤0.16%
DCOF	ANSI A326.1	<0.42



\*\*Ceramic is intended for wall use only. All technical data was supplied by the manufacturer and is being provided by CMC for informational purposes only. Exact test results should be requested from your CMC contact.

## GLOSSY




BLACK




GREY



WHITE



GREEN




BLUE

## PINPOINT | MATTE



BLACK



GREY



WHITE



GREEN




BLUE

## TEXTURED




BLACK



GREY



WHITE


















GREEN



BLUE



CHART INDICATES AVAILABLE SIZE + THICKNESS + FINISH OPTIONS. IF GREY BLOCK IS PRESENT, THE PRODUCT IS NOT AVAILABLE IN THAT SIZE. SIZING IS NOMINAL FOR FIELD TILE, TRIMS, AND DECORS.

					
	WHITE	GREY	GREEN	BLUE	BLACK
4"x12"x7MM	GLOSSY	GLOSSY	GLOSSY	GLOSSY	GLOSSY
					
	WHITE	GREY	GREEN	BLUE	BLACK
4"x12"x7MM	PINPOINT MATTE	PINPOINT MATTE	PINPOINT MATTE	PINPOINT MATTE	PINPOINT MATTE
					
	WHITE	GREY	GREEN	BLUE	BLACK
4"x12"x7MM	TEXTURED	TEXTURED	TEXTURED	TEXTURED	TEXTURED

