



creative  
materials  
corporation

DARK GREY

# MATCH

MATCH PORCELAIN PAVER ADDS REFINED ELEGANCE TO EXTERIOR SPACES WITH A CLEAN STONE LOOK MELDED WITH CEMENT. IT EXHIBITS METROPOLITAN CHARACTER IN POPULAR SHADES.



BLACK

# MATCH

## PORCELAIN PAVER TILE

### SIZES

24"x24"

18"x36"

### FINISH

TEXTURED

### THICKNESS

20MM

### LEAD TIME + LOCATION

8-10 WEEKS | ITALY

### RECYCLED CONTENT

30% - BLACK, DARK GREY | PRE-CONSUMER


### TECHNICAL DATA

SPECIFICATION REFERENCE	TEST METHOD	TEST RESULT
BREAKING STRENGTH	ISO 10545-4	R=50 M/MM2, S=10000 N
WATER ABSORPTION	ISO 10545-3	<0.1%
ABRASION RESISTANCE	ISO 10545-6	<150 mm3
DCOF	ANSI A326.1	≥0.42




\*\*All technical data was supplied by the manufacturer and is being provided by CMC for informational purposes only. Exact test results should be requested from your CMC contact.



BLACK



DARK GREY



IVORY



# MATCH

## PORCELAIN TILE | PAVER

CHART INDICATES AVAILABLE SIZE + THICKNESS + FINISH OPTIONS. IF GREY BLOCK IS PRESENT, THE PRODUCT IS NOT AVAILABLE IN THAT SIZE. SIZING IS NOMINAL FOR FIELD TILE, TRIMS, AND DECORS.

			
	IVORY	DARK GREY	BLACK
18"x36"x20MM	TEXTURED	TEXTURED	TEXTURED
24"x24"x20MM	TEXTURED	TEXTURED	TEXTURED



BLACK