




WHITE + GREEN + TAUPE

creative
materials
corporation

PERSPECTIVE

PERSPECTIVE IS NOT ONLY HOW WE SEE THINGS IN A SENSE OF PROPORTION, BUT HOW WE FEEL ABOUT SOMETHING. ACCOMPANIED IN THE RICHNESS OF JEWEL TONES AND DEPTH OF GLAZE, AN UNINTERRUPTED DISTINCTION OF MODERN DESIGN IS CREATED.



TEAL

PERSPECTIVE

CERAMIC TILE

SIZES

3"x12"

3"x12" OBLONG

FINISH

GLOSSY, MATTE

THICKNESS

8.5MM

LEAD TIME + LOCATION

8-10 WEEKS* | SPAIN

*DOMESTIC INVENTORY AVAILABLE AT PREMIUM PRICE WITH 2-3 WEEK LEADTIME

TECHNICAL DATA

SPECIFICATION REFERENCE	TEST METHOD	TEST RESULT
BREAKING STRENGTH	ISO 10545-4	MINIMUM 15 N/MM2
WATER ABSORPTION	ISO 10545-3	>10%
STAIN RESISTANCE	ISO 10545-14	5
DCOF	ANSI A326.1	<0.42

Shade
V1
Variation


*Ceramic is intended for wall use only. All technical data was supplied by the manufacturer and is being provided by CMC for informational purposes only. Exact test results should be requested from your CMC contact. Material is intended for wall use only and does not pass DCOF.




MAUVE




MAUVE




ROSE



ROSE




TEAL




TEAL



GREEN




GREEN




GREY




GREY




TAUPE



TAUPE



WHITE



WHITE



creative
materials
corporation

PERSPECTIVE

CERAMIC TILE

CHART INDICATES AVAILABLE SIZE + THICKNESS + FINISH OPTIONS. IF GREY BLOCK IS PRESENT, THE PRODUCT IS NOT AVAILABLE IN THAT SIZE. SIZING IS NOMINAL FOR FIELD TILE, TRIMS, AND DECORS.

								
		WHITE	TAUPE	GREY	GREEN	TEAL	ROSE	MAUVE
	3"x12"x8.5MM	GLOSSY MATTE	GLOSSY MATTE	GLOSSY MATTE	GLOSSY MATTE	GLOSSY MATTE	GLOSSY MATTE	GLOSSY MATTE
	3"x12"x8.5MM OBLONG	GLOSSY MATTE	GLOSSY MATTE	GLOSSY MATTE	GLOSSY MATTE	GLOSSY MATTE	GLOSSY MATTE	GLOSSY MATTE
	0.43"x12"x8.5MM QUARTER ROUND	GLOSSY MATTE	GLOSSY MATTE	GLOSSY MATTE	GLOSSY MATTE	GLOSSY MATTE	GLOSSY MATTE	GLOSSY MATTE

