




Brown + Taupe

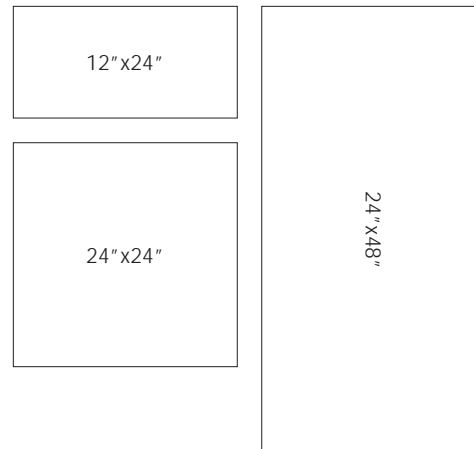
Description

Resin porcelain tile is inspired by the organic nature of the substance itself, exhibiting a soft and light structure, in a range of neutral colors. The vision for this collection is sophisticated with an underlying contemporary soul.

Colors



Sizes



Technical Data

Specification Reference	Test Method	Test Result
DCOF	ANSI A326.3	> 0.55 Wet
Water Absorption	ASTM C373	< 0.5%
Breaking Strength	ASTM C648	> 250 lbf

Body Type	Shade Variation
Glazed Color-Body Porcelain	V2

Finish & Thickness

Matte | 9mm
Refer to Color•Size•Finish Matrix

Lead Time

2-3 Weeks

Location

USA



Color•Size•Finish Matrix

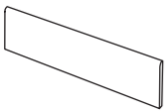
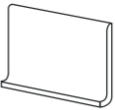
Color — Size & Thickness	Beige	Light Grey	Taupe	Grey	Brown	Dark Grey
12"x24"x9mm	Matte	Matte	Matte	Matte	Matte	Matte
24"x24"x9mm	Matte	Matte	Matte	Matte	Matte	Matte
24"x48"x9mm	Matte	Matte		Matte		
Bullnose 3"x24"x9mm	Matte	Matte	Matte	Matte	Matte	Matte
						
Covebase 6"x12"x9mm	Matte	Matte	Matte	Matte	Matte	Matte
						

Chart indicates available size, color, finish and thickness options. Shaded block indicates not available. Sizing is nominal for field tile, trims, and decors.

