



Black + Greige

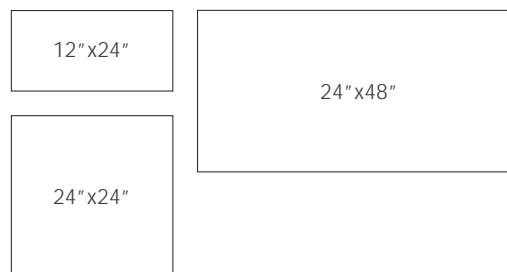
## Description

Ridgewood porcelain tile draws inspiration from industrial and artistic ambiances with an appreciation of architectural genres. Creating the talk of the town for modern, contemporary interiors.

## Colors



## Sizes



## Technical Data

Specification Reference	Test Method	Test Result
DCOF	ANSI A326.3	Natural > 0.50
		Textured > 0.55
Water Absorption	ASTM C373	< 0.1%
Breaking Strength	ASTM C648	> 400 lbf
PEI	ASTM C1027	IV

## Finish & Thickness

Natural, Textured | 7.5mm, 8mm  
Finish varies per size and color –  
Refer to Color•Size•Finish Matrix

## Lead Time

2-3 Weeks

## Location


USA





## Mosaic

2"x2" Mosaic on 12"x12"x8mm Sheet Natural



White



Beige



Taupe



Grey



Greige



Black

## Color•Size•Finish Matrix






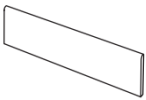
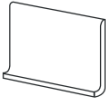
Color — Size & Thickness						
	White	Beige	Taupe	Grey	Greige	Black
12"x24"x8mm	Natural Textured	Natural Textured	Natural Textured	Natural Textured	Natural Textured	Natural Textured
24"x24"x8mm	Natural Textured	Natural Textured	Natural Textured	Natural Textured	Natural Textured	Natural Textured
24"x48"x8mm	Natural Textured	Natural Textured	Natural Textured	Natural Textured	Natural Textured	Natural Textured
Bullnose 4"x24x8mm	Natural	Natural	Natural	Natural	Natural	Natural
						
Covebase 6"x12"x7.5mm	Natural	Natural	Natural	Natural	Natural	Natural
						

Chart indicates available size, color, finish and thickness options. Shaded block indicates not available. Sizing is nominal for field tile, trims, and decors.

