



Black + Greige

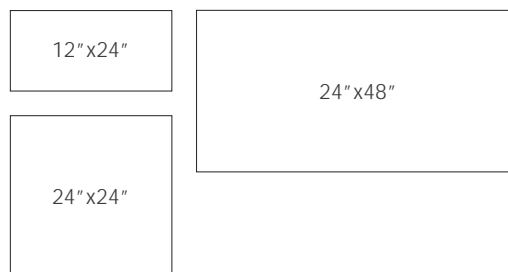
Description

Ridgewood porcelain tile draws inspiration from industrial and artistic ambiances with an appreciation of architectural genres. Creating the talk of the town for modern, contemporary interiors.

Colors



Sizes



Technical Data

Specification Reference	Test Method	Test Result
DCOF	ANSI A326.3	Natural > 0.50 Wet
		Textured > 0.55 Wet
Water Absorption	ASTM C373	< 0.1%
Breaking Strength	ASTM C648	> 400 lbf
PEI	ASTM C1027	IV

Finish & Thickness

Natural, Textured | 7.5mm, 8mm
Finish varies per size and color –
Refer to Color•Size•Finish Matrix

Lead Time

2-3 Weeks

Location

USA




2024v3



Mosaic

2"x2" Mosaic on 12"x12"x8mm Sheet Natural | Non-Rectified



White



Beige



Taupe



Grey



Greige



Black

Color•Size•Finish Matrix







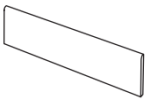
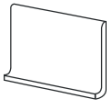
Color — Size & Thickness						
	White	Beige	Taupe	Grey	Greige	Black
12"x24"x8mm Rectified	Natural Textured	Natural Textured	Natural Textured	Natural Textured	Natural Textured	Natural Textured
24"x24"x8mm Rectified	Natural Textured	Natural Textured	Natural Textured	Natural Textured	Natural Textured	Natural Textured
24"x48"x8mm Rectified	Natural Textured	Natural Textured	Natural Textured	Natural Textured	Natural Textured	Natural Textured
Bullnose 4"x24x8mm Non-Rectified	Natural	Natural	Natural	Natural	Natural	Natural
						
Covebase 6"x12"x7.5mm Non-Rectified	Natural	Natural	Natural	Natural	Natural	Natural
						

Chart indicates available size, color, finish and thickness options. Shaded block indicates not available. Sizing is nominal for field tile, trims, and decors.



2024v3