




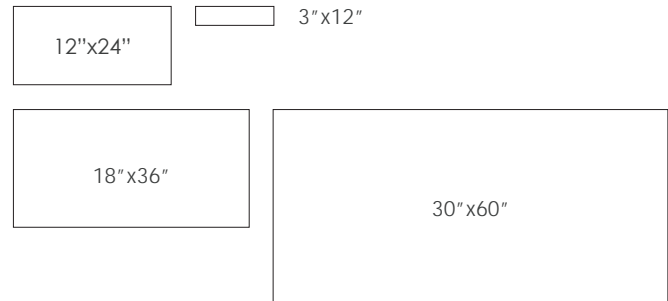
Description

Steatite porcelain tile resembles a type of metamorphic rock largely composed of the mineral talc, also known as soapstone. This beautiful stone aesthetic has dramatic veining, perfect for large open floor plans. The dimensional textures of the collection mimic traditional hand-carving techniques in a contemporary aesthetic.

Colors



Sizes



Technical Data

Specification Reference	Test Method	Test Result
DCOF	ANSI A326.3	≥ 0.42
Water Absorption	ISO 10545-3	≤ 0.5%
Breaking Strength	ISO 10545-4	R>35 N/mm ² , S>1300n

Body Type	Shade Variation
Unglazed Porcelain	V3

Finish & Thickness

Honed, Natural, Textured |
9mm, 10mm
Finish varies per size and color –
Refer to Color•Size•Finish Matrix

Lead Time

8-10 Weeks

Location

Italy





Black



Grey

Decor

Waves 12"x24"x9mm Natural



White




Greige



Green



Grey



Black



Decor

Line 12"x24"x9mm Natural



White



Greige



Green




Grey



Black

Mosaics

2"x2" Mosaic on 12"x12"x9mm Sheet | Honed or Natural



White



Greige



Green



Grey



Black

Color•Size•Finish Matrix

Color — Size & Thickness					
	White	Greige	Green	Grey	Black
3"x12"x9mm	Natural	Natural	Natural	Natural	Natural
12"x24"x9mm	Honed Natural Textured	Honed Natural Textured	Honed Natural Textured	Honed Natural Textured	Honed Natural Textured
18"x36"x9mm	Honed Natural	Honed Natural	Honed Natural	Honed Natural	Honed Natural
30"x60"x10mm	Honed Natural	Honed Natural	Honed Natural	Honed Natural	Honed Natural
Bullnose 3"x30"x9mm	Honed Natural	Honed Natural	Honed Natural	Honed Natural	Honed Natural
					

Chart indicates available size, color, finish and thickness options. Shaded block indicates not available. Sizing is nominal for field tile, trims, and decors.

