

# WALKWAY

WALKWAY PERFECTLY REPLICATES AGED, SCRATCHED, AND SCUFFED CONCRETE, WHICH OTHERWISE COULD TAKE YEARS TO NATURALLY EVOLVE (OR WOULD BE MECHANICALLY APPLIED). IN THIS AGE OF REPURPOSED AND RECLAIMED MATERIALS, CAPTURING PRECISE AESTHETICS CAN BE COSTLY AND TAKE SIGNIFICANT TIME.



creative  
materials  
corporation

GREY



RED + RED/BLACK DECO

# WALKWAY

## PORCELAIN TILE

### SIZES

12"x24"			
		24"x24"	
30"x60"			30"x30"

### FINISH

MATTE, PATINA, SMOOTH | VARIES PER SIZE - REFER TO CHART

### THICKNESS

9.5MM, 10MM, 10.5MM | VARIES PER SIZE - REFER TO CHART

### LEAD TIME + LOCATION

8-10 WEEKS | ITALY

### RECYCLED CONTENT

13% PRE-CONSUMER

### TECHNICAL DATA


SPECIFICATION REFERENCE	TEST METHOD	TEST RESULT
BREAKING STRENGTH	ISO 10545-4	R>35N/MM <sup>2</sup> , S>1300 N
WATER ABSORPTION	ISO 10545-3	<0.5%
ABRASION RESISTANCE	ISO 10545-6	150 MM <sup>3</sup>
DCOF	ANSI A326.1	≥0.42*



BLACK



CHARCOAL



GREY



IVORY



CREAM



RED

Shade  
V2  
variation



\*Smooth does not pass DCOF under this testing. All technical data was supplied by the manufacturer and is being provided by CMC for informational purposes only. Exact test results should be requested from your CMC contact.



# WALKWAY

## PORCELAIN TILE

CHART INDICATES AVAILABLE SIZE + THICKNESS + FINISH OPTIONS. IF GREY BLOCK IS PRESENT, THE PRODUCT IS NOT AVAILABLE IN THAT SIZE. SIZING IS NOMINAL FOR FIELD TILE, TRIMS, AND DECORS.

							
		BLACK	CHARCOAL	GREY	IVORY	CREAM	RED
	12"x24"x10MM	MATTE	MATTE	MATTE	MATTE	MATTE	MATTE
	24"x24"x10MM	MATTE	MATTE	MATTE	MATTE	MATTE	MATTE
	30"x30"x10MM	MATTE SMOOTH	MATTE SMOOTH	MATTE SMOOTH	MATTE SMOOTH	MATTE SMOOTH	MATTE SMOOTH
	30"x60"x10.5MM	MATTE	MATTE	MATTE	MATTE	MATTE	MATTE
	3"x24"x10MM BULLNOSE	MATTE	MATTE	MATTE	MATTE	MATTE	MATTE
	3"x30"x10MM BULLNOSE	MATTE	MATTE	MATTE	MATTE	MATTE	MATTE

# WALKWAY

## PORCELAIN TILE

DECOR | DECO 30"x30"x10mm | MATTE | TWO PIECES PER BOX. ONE OF EACH SHOWN PER COLOR COMBO.



CHARCOAL + BLACK



IVORY + BLACK



BLACK + RED




GREY + RED



CREAM + GREY



IT IS IMPORTANT TO NOTE THAT THE DECO IS SPOT BONDED, SO ANGLES ARE CUT INTO PIECES AND THEN BONDED TOGETHER, WHICH IS A UNIQUE FEATURE. DECO MAY HAVE AN EXTENDED LEAD-TIME TO ALLOW FOR PRODUCTION.



PATTERN IDEAS CREATED BY DESIGN SERVICES DESIGN@CREATIVEMATERIALSCORP.COM

WWW.CREATIVEMATERIALSCORP.COM

# WALKWAY

## PORCELAIN TILE

DECOR | 2"x2" COLOR BLOCK MOSAIC ON 12"x15"x9.5MM SHEET | PATINA




BLACK



CHARCOAL




GREY




RED

DECOR | 0.75"x0.75" BLEND MOSAIC ON 12"x12"x10.5MM SHEET | MATTE



BLACK



CHARCOAL



IVORY



CHARCOAL