

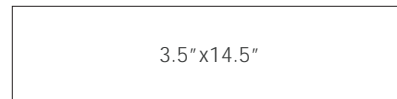
## Description

Infusion porcelain tile invites designers to compose commercial spaces using an intense palette of earthy to cool colorways. Modern sizing and a unique protruding liner create enhancements infused with nature-inspired pigments. A true appreciation for the material within its natural state.

## Colors



## Sizes



## Technical Data

Specification Reference	Test Method	Test Result
DCOF	ANSI A326.3	< 0.42 wall use only
Water Absorption	ASTM C373	< 0.5%
Breaking Strength	ASTM C648	> 250 lbf

Body Type	Shade Variation
Glazed Non Color-Body Porcelain	V1

## Finish & Thickness

Glossy, Matte | 8mm

## Lead Time

2-3 Weeks  
Domestic Inventory

## Location

Brazil






## Decor


0.6"x14.5"x15mm Liner | Matte



## Mosaics


0.6"x3" Quarter-Turn Mosaic on 12"x12"x8mm Sheet | Matte





## Mosaics

0.6" x 3" Stacked Mosaic on 12" x 12" x 8mm Sheet | Matte



Cream


Blush

Ochre

Ginger

Terracotta

Brick



Fern

Marine

1" x 6" Herringbone Mosaic on 12" x 12" x 8mm Sheet | Matte



Cream + Ochre

Cream + Marine


Fern + Ochre

Fern + Brick



## Mosaics

1"x4" Brick Mosaic Mosaic on 12"x12"x8mm Sheet | Matte






Cream + Blush +  
Terracotta

Cream + Blush +  
Ginger + Marine

Blush + Ginger  
+ Terracotta

## Color•Size•Finish Matrix

Color — Size & Thickness				
	<b>Cream</b>	<b>Blush</b>	<b>Ochre</b>	<b>Ginger</b>
3.5"x14.5"x8mm	Matte	Matte	Matte	Matte




Color — Size & Thickness				
	<b>Terracotta</b>	<b>Brick</b>	<b>Fern</b>	<b>Marine</b>
3.5"x14.5"x8mm	Matte	Matte	Matte	Matte



Chart indicates available size, color, finish and thickness options. Shaded block indicates not available. Sizing is nominal for field tile, trims, and decors.

