


SHEEN

SHEEN REACHES RICHER, MORE LUXURIOUS DEPTHS THROUGH A WEATHERED METALLIC AESTHETIC. INVITING AND VELVETY TO THE EYE IN GORGEOUS COLORS INTEGRATED PERFECTLY WITH RUST EFFECTS.



creative
materials
corporation

STEEL

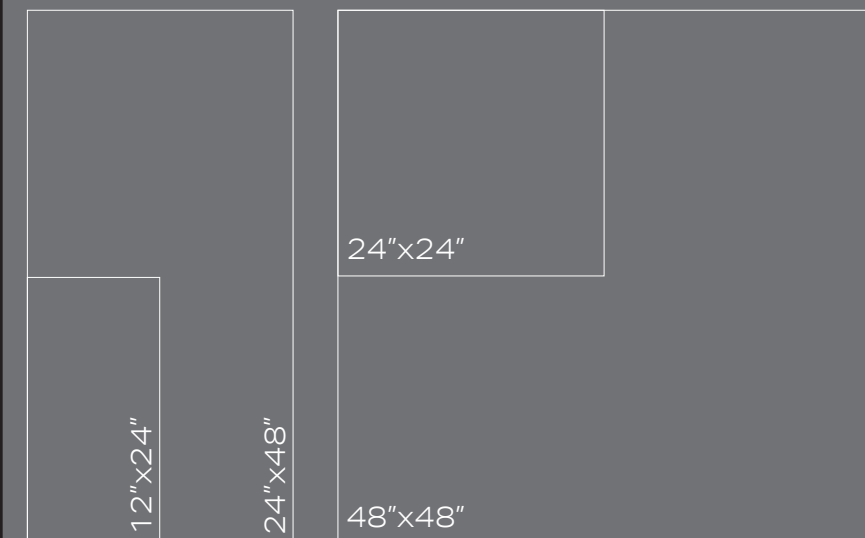


PATINA + BRONZE

SHEEN

PORCELAIN TILE

SIZES



LARGE FORMAT GAUGED PANELS DRAWN ON LAST PAGE

FINISH

MATTE

THICKNESS

3.5MM, 5.6MM, 10MM | VARIES PER SIZE - REFER TO CHART

LEAD TIME + LOCATION

8-10 WEEKS | SPAIN

RECYCLED CONTENT

23% PRE-CONSUMER

TECHNICAL DATA

SPECIFICATION REFERENCE	TEST METHOD	TEST RESULT
BREAKING STRENGTH	ISO 10545-4	10MM • R>35 N/MM ² , S>1300 N GAUGED • R>35 N/MM ² , S>700 N
WATER ABSORPTION	ISO 10545-3	<0.5%
DCOF	ANSI A326.1	≥0.42

Shade V3 Variation **All technical data was supplied by the manufacturer and is being provided by CMC for informational purposes only. Exact test results should be requested from your CMC contact.

2023 SPRING SUMMER FEATURED COLLECTION



PEARL



STEEL



PATINA









BRONZE

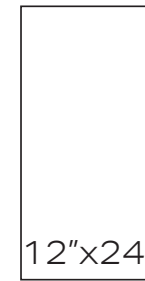
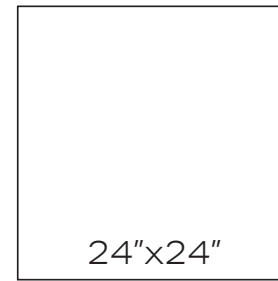





IRON



CHART INDICATES AVAILABLE SIZE + THICKNESS + FINISH OPTIONS. IF GREY BLOCK IS PRESENT, THE PRODUCT IS NOT AVAILABLE IN THAT SIZE. SIZING IS NOMINAL FOR FIELD TILE, TRIMS, AND DECORS.

					
	PEARL	STEEL	PATINA	BRONZE	IRON
12"x24"x10MM	MATTE	MATTE	MATTE	MATTE	MATTE
24"x24"x10MM	MATTE	MATTE	MATTE	MATTE	MATTE
24"x48"x10MM	MATTE	MATTE	MATTE	MATTE	MATTE
24"x48"x5.6MM GAUGED PANEL	MATTE	MATTE	MATTE	MATTE	MATTE
48"x48"x10MM	MATTE	MATTE	MATTE	MATTE	MATTE
48"x48"x5.6MM GAUGED PANEL	MATTE	MATTE	MATTE	MATTE	MATTE
48"x102"x5.6MM GAUGED PANEL	MATTE	MATTE	MATTE	MATTE	MATTE
39"x118"x3.5MM GAUGED PANEL	MATTE	MATTE	MATTE	MATTE	MATTE
 2"x2" MOSAIC ON 12"x12"x10MM SHEET	MATTE	MATTE	MATTE	MATTE	MATTE



PLEASE REFER TO PAGE THREE FOR SIZE + FINISH + THICKNESS SPECIFICS

