





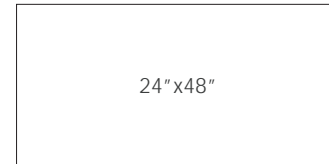
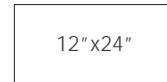
Description

Sarsen porcelain tile explores tones derived from the natural sedimentary stone as it was discovered in Britain. Expressed realism through the movement of vein patterns in an elegant, harmonious composition.

Colors



Sizes



Technical Data

Specification Reference	Test Method	Test Result
DCOF	ANSI A326.3	> 0.50
Water Absorption	ASTM C373	< 0.5%
Breaking Strength	ASTM C648	> 250 LBF
Deep Abrasion Resistance	ISO 10545-6	< 175 mm ³

Body Type	Shade Variation
Unglazed Porcelain	V3

Finish & Thickness

Natural | 8.5mm, 9.5mm
Finish varies per size and color –
Refer to Color•Size•Finish Matrix

Lead Time

2-3 Weeks

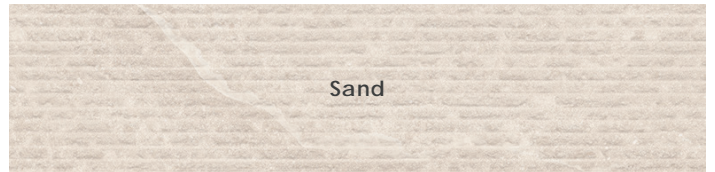

Location
USA






Linear Colors

Linear 12"x24"x8.5mm Natural





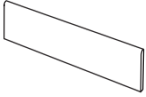


Mosaics

2"x2" Mosaic on 12"x12"x8.5mm Sheet Natural



Color•Size•Finish Matrix

Color — Size & Thickness				
	White	Sand	Grey	Charcoal
12" x 24" x 8.5mm	Natural	Natural	Natural	Natural
24" x 48" x 9.5mm	Natural	Natural	Natural	Natural
Bullnose 3" x 24" x 8.5mm	Matte	Matte	Matte	Matte
				





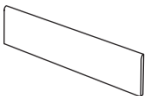
Color — Size & Thickness				
Linear	White	Sand	Grey	Charcoal
12" x 24" x 8.5mm	Natural	Natural	Natural	Natural
24" x 48" x 9.5mm				
Bullnose 3" x 24" x 8.5mm				
				

Chart indicates available size, color, finish and thickness options. Shaded block indicates not available. Sizing is nominal for field tile, trims, and decors.

