



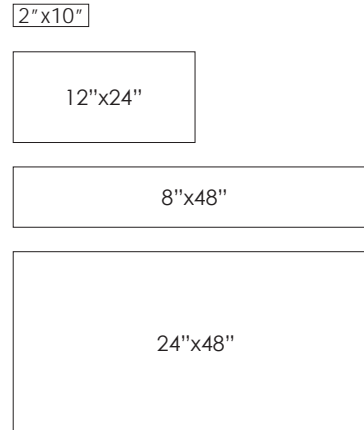
## Description

Chalk pulls from Mediterranean scenery to dictate shifting natural colors, alternating between gray and reflecting elements from the sea and mountains. The appeal lies in the captivating array of pigmented hues achieved through the artful and handcrafted cement technique, reminiscent of a watercolor painting.

## Colors



## Sizes



## Technical Data

Specification Reference	Test Method	Test Result
DCOF	ANSI A326.3	Porcelain ≥ 0.42 Ceramic, Cement < 0.42 Wall only
Water Absorption	ASTM C373	Porcelain < 0.5% Ceramic 3%
Breaking Strength	ASTM C648	Porcelain > 275 lbf Ceramic >250 lbf

## Finish & Thickness

Matte | 7mm, 8mm, 9mm, 20mm  
Finish varies per size and color –  
Refer to Color•Size•Finish Matrix

## Lead Time

2-3 Weeks  
Domestic Inventory

## Location

Brazil

Body Type	Shade Variation
Glazed Color-Body Porcelain • Ceramic • Cement • Glazed Non-Color Body Porcelain	V3 Porcelain • V4 Ceramic, Cement





White Dimensional



Brown Dimensional (wall) White (floor)

## Decor

Dimensional 8"x8"x20mm Matte | Cement




White



Light Grey



Brown




Dark Grey

## Mosaics


2"x2" Mosaic on 12"x12"x8mm Sheet Matte | Glazed Color-Body Porcelain




White



Light Grey



Brown



Dark Grey

## Color•Size•Finish Matrix





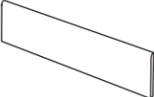
Color — Size & Thickness				
	White	Light Grey	Brown	Dark Grey
2"x10"x7mm Ceramic	Matte	Matte	Matte	Matte
12"x24"x8mm Porcelain Glazed Color-Body	Matte	Matte	Matte	Matte
8"x48"x9mm Porcelain Glazed Non Color-Body	Matte	Matte	Matte	Matte
24"x48"x8mm Porcelain Glazed Color-Body	Matte	Matte	Matte	Matte
Bullnose 3"x12"x8mm Porcelain Glazed Color-Body	Matte	Matte	Matte	Matte
				

Chart indicates available size, color, finish and thickness options. Shaded block indicates not available. Sizing is nominal for field tile, trims, and decors.

