



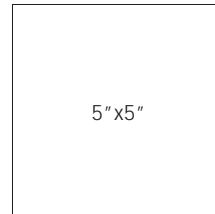
Description

Spin ceramic wall tile enables designers to create pattern combinations that add new dimensions and visual excitement to design schemes. Individual interior walls become works of art! Each project becomes a captivating journey, an experience waiting to unfold as the elements intertwine and evolve.

Colors



Sizes



Technical Data

Specification Reference	Test Method	Test Result
DCOF	ANSI A326.3	< 0.42 wall use only
Water Absorption	ISO 10545-3	> 10%
Breaking Strength	ISO 10545-4	R>12 N/mm ²

Finish & Thickness

Glossy, Matte | 8mm, 8.5mm
Finish varies per size and color –
Refer to Color•Size•Finish Matrix

Lead Time

8-10 Weeks |
Domestic inventory available
at premium pricing with 2-3
week lead time

Location

Spain

Body Type	Shade Variation
Ceramic	V1





Pearl, Taupe | Curve + Linear • Pearl Taupe, Pearl Graphite



Terracotta, White, White Terracotta Linear

Decor

Curve 5" x 5" x 8.5mm



White Greige Glossy



White Grey Glossy



White Terracotta Glossy



White Blue Glossy



Pearl Taupe Matte



Pearl Graphite Matte



Taupe Graphite Matte




Decor


Linear 5"x5"x8.5mm




White Greige Glossy



White Grey Glossy



White Terracotta Glossy




White Blue Glossy



Pearl Taupe Matte



Pearl Graphite Matte



Taupe Graphite Matte

Color•Size•Finish Matrix

Color — Size & Thickness	Color Swatches							
	White	Grey	Greige	Terracotta	Blue	Pearl	Taupe	Graphite
5" x 5" x 8.5mm	Glossy	Glossy	Glossy	Glossy	Glossy	Matte	Matte	Matte
Edge 0.31" x 5" x 8mm	Glossy	Glossy	Glossy	Glossy	Glossy	Matte	Matte	Matte
								




Chart indicates available size, color, finish and thickness options. Shaded block indicates not available. Sizing is nominal for field tile, trims, and decors.

