




Dark Grey + Dark Grey Linear

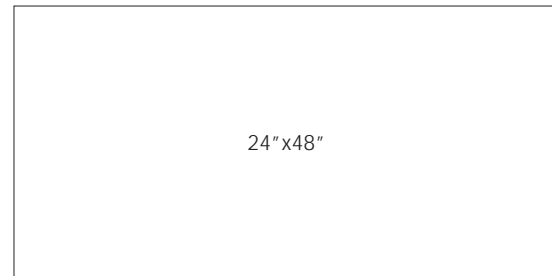
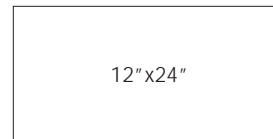
Description

Vein Stone porcelain tile challenges preconceived notions of porcelain-interpreted stones. Sophistication is born from a fervent commitment to research and technology, a dedication that exudes meticulous attention to detail and elevates contemporary architectural environments.

Colors



Sizes



Technical Data

Specification Reference	Test Method	Test Result
DCOF	ANSI A326.3	> 0.42
Water Absorption	ASTM C373	< 0.5%
Breaking Strength	ASTM C648	> 250 lbf

Body Type	Shade Variation
Unglazed Porcelain	V2

Finish & Thickness

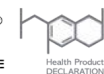
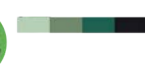
Natural | 8.5mm, 9.5mm
Finish varies per size and color –
Refer to Color•Size•Finish Matrix

Lead Time

2-3 Weeks

Location

USA



VEIN STONE

creative
materials
corporation



White + White Linear



Beige + Beige Linear

Mosaics

2"x2" Mosaic on 12"x12"x8.5mm Sheet Natural




White



Beige



Light Grey



Dark Grey

Color•Size•Finish Matrix

Color — Size & Thickness				
	White	Beige	Light Grey	Dark Grey
12" x 24" x 8.5mm	Natural	Natural	Natural	Natural
24" x 48" x 9.5mm	Natural	Natural	Natural	Natural
Bullnose 3" x 24" x 8.5mm	Natural	Natural	Natural	Natural
				




Color — Size & Thickness				
	White Linear	Beige Linear	Light Grey Linear	Dark Grey Linear
12" x 24" x 9.5mm	Natural	Natural	Natural	Natural

Chart indicates available size, color, finish and thickness options. Shaded block indicates not available. Sizing is nominal for field tile, trims, and decors.

