




Description

Embrace porcelain tile emulates nature, particularly clay's warm hues and 'tone-on-tone' gradations. A delicate play of light and shadow is showcased in the decor through its exquisite, folded textures, evoking the subtle intricacy of artfully pleated fabric.

Colors



Folds






Green



Blush Folds

Sizes



Finish & Thickness

Matte, Natural | 9mm, 9.5mm
Finish varies per size and color –
Refer to Color•Size•Finish Matrix

Lead Time

8-10 Weeks

Location

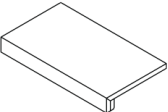
Italy

Technical Data

Specification Reference	Test Method	Test Result
DCOF	ANSI A326.3	> 0.42 Natural < 0.42 Matte (Folds)
Water Absorption	ISO 10545-3	< 0.5%
Breaking Strength	ISO 10545-4	R>35 N/mm ² , S>1300n
Deep Abrasion Resistance	ISO 10545-6	< 175 mm ³ Natural

Body Type	Shade Variation
Unglazed Porcelain	V2

Color•Size•Finish Matrix

Color — Size & Thickness	Ivory	Greige	Taupe	Terracotta	Green	Blue	Grey
4" x 24" x 9.5mm	Natural	Natural	Natural	Natural	Natural	Natural	Natural
24" x 24" x 9.5mm	Natural	Natural	Natural	Natural	Natural	Natural	Natural
24" x 48" x 9.5mm	Natural	Natural	Natural	Natural	Natural	Natural	Natural
48" x 48" x 9mm	Natural	Natural	Natural	Natural			Natural
Bullnose 2" x 24" x 9.5mm	Natural	Natural	Natural	Natural	Natural	Natural	Natural
							
Stairtread 13" x 48" x 9.5mm	Natural	Natural	Natural	Natural	Natural	Natural	Natural
							

Color — Size & Thickness						
Folds	White	Beige	Blush	Sage	Navy	Graphite
12" x 24" x 9.5mm	Matte	Matte	Matte	Matte	Matte	Matte

Chart indicates available size, color, finish and thickness options. Shaded block indicates not available. Sizing is nominal for field tile, trims, and decors.

