

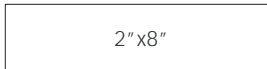
Description

Transverse ceramic tile is a creative journey delving into materials, where form, color, and tactile hits emerge. The harmonious earthy color palette draws inspiration from nature. It reimagines the core of ceramics, offering designer surfaces that add depth and interest to commercial spaces.

Colors



Sizes



Technical Data

Specification Reference	Test Method	Test Result
DCOF	ANSI A326.3	Wall use only
Water Absorption	ISO 10545-3	> 10%
Breaking Strength	ISO 10545-4	R>15 N/mm ² , S>600n

Body Type	Shade Variation
Ceramic	V1

Finish & Thickness

Glossy, Satin | 8mm, 9mm, 14mm
Finish varies per size and color –
Refer to Color•Size•Finish Matrix

Lead Time

8-10 Weeks


Location

Italy



TRANSVERSE

creative
materials
corporation



Ridge 2"x8"x14mm | Glossy or Satin



White



Grey



Rose



Terracotta



Sage



Green



Blue




Black

Linear 2"x8"x9mm Satin



White




Grey



Rose




Terracotta



Sage



Green



Blue



Black



Chevron 2" x 8" x 9mm Satin



White




Grey



Rose



Terracotta




Sage



Green







Blue



Black

Color•Size•Finish Matrix

Color — Size & Thickness				
	White	Grey	Rose	Terracotta
2" x 8" x 8mm	Glossy Satin	Glossy Satin	Glossy Satin	Glossy Satin
Ridge 2" x 8" x 14mm	Glossy Satin	Glossy Satin	Glossy Satin	Glossy Satin
Linear 2" x 8" x 9mm	Satin	Satin	Satin	Satin
Chevron 2" x 8" x 9mm	Satin	Satin	Satin	Satin

Color — Size & Thickness				
	Sage	Green	Blue	Black
2" x 8" x 8mm	Glossy Satin	Glossy Satin	Glossy Satin	Glossy Satin
Ridge 2" x 8" x 14mm	Glossy Satin	Glossy Satin	Glossy Satin	Glossy Satin
Linear 2" x 8" x 9mm	Satin	Satin	Satin	Satin
Chevron 2" x 8" x 9mm	Satin	Satin	Satin	Satin

Chart indicates available size, color, finish and thickness options. Shaded block indicates not available. Sizing is nominal for field tile, trims, and decors.

