



COMPOSITE

An exquisite marriage of tradition and innovation - born from the ancient craft of clay molding.



Composite porcelain tile was inspired by the basic principles of mixing and molding the earth with liquid. This mixture is then pressed into timber frames to solidify. This age-old technique was rediscovered by studying historical artifacts, leading to a new surface that exudes an eternal allure. These components exist in perfect synergy.









Exploration of Materiality

Composite embraces the inherent charm and expressive potential of clay, the primal substance from which everything originates. Its surface embodies an impeccably calibrated particle size, an unparalleled authenticity, and a tactile depth that's hard to match. The compacted layers of clay are easily distinguishable, boasting a rich texture that highlights the material's grain, color strata, and many subtle variations in shade.

The result is a truly unique and beautiful collection, with a depth and complexity that is unparalleled.






Mosaics

Connect Mosaic on 12"x24"x9mm Natural




White & Black Sand & Brown Taupe & Brown




Clay & Sand Mist & White

2"x2" Mosaic on 12"x12"x9mm Natural




White Sand Taupe Clay Brown Mist



Black

Semioval Mosaic on 8"x16"x9mm Natural



White & Black Sand & Brown Taupe & Brown



Clay & Sand Mist & White

Mosaics

Oblong Mosaic on 8"x24"x9mm Natural




White & Black Sand & Brown Taupe & Brown



Clay & Sand Mist & White

Random Strip Mosaic on 12"x24"x9mm Natural



White Sand Taupe



Clay Brown Mist



Black

Color•Size•Finish Matrix

Color — Size & Thickness										
	White	Sand	Taupe	Clay	Brown	Mist	Black	White Compressed	Sand Compressed	Taupe Compressed
12" x 24" x 9mm	Grip Natural	Grip Natural	Grip Natural	Natural	Natural	Natural	Natural			
24" x 24" x 9mm	Natural	Natural	Natural	Natural	Natural	Natural	Natural			
24" x 48" x 9mm	Grip Natural	Grip Natural	Grip Natural	Natural	Natural	Natural	Natural	Honed Natural	Honed Natural	Honed Natural
48" x 48" x 8mm	Natural	Natural	Natural	Natural	Natural	Natural	Natural	Natural	Natural	Natural
Gauged 48" x 110" x 6mm	Natural	Natural	Natural			Natural		Natural	Natural	Natural
Bullnose 3" x 24" x 9mm	Natural	Natural	Natural	Natural	Natural	Natural	Natural	Natural	Natural	Natural
										
Stairtread With Mitered Edge 13" x 48" x 9mm	Natural	Natural	Natural	Natural	Natural	Natural	Natural	Natural	Natural	Natural
										
Stairtread Corner Left or Right 13" x 48" x 9mm	Natural	Natural	Natural	Natural	Natural	Natural	Natural	Natural	Natural	Natural
										

Chart indicates available size, color, finish and thickness options. Shaded block indicates not available. Sizing is nominal for field tile, trims, and decors.



creative
materials
corporation



COMPOSITE

A new approach to materials existing in harmony through an intricate tapestry of texture and color that blends seamlessly into any environment.