



## Description

Composite porcelain tile was inspired by the basic principles of mixing and molding clay with water. This mixture is then pressed into timber frames to solidify. This age-old technique was rediscovered by studying ancient building methods, leading to a new surface that exudes an eternal allure.

## Colors



## Finish & Thickness

Grip, Honed, Natural | 6mm, 8mm, 9mm  
Finish varies per size and color –  
Refer to Color•Size•Finish Matrix

## Lead Time

8-10 Weeks

## Location

Italy

## Technical Data

Specification Reference	Test Method	Test Result
DCOF	ANSI A326.3	Grip, Natural > 0.42 Wet
		Honed < 0.42
Water Absorption	ISO 10545-3	< 0.5%
Breaking Strength	ISO 10545-4	R>35 N/mm <sup>2</sup> , S>1300N
Deep Abrasion Resistance	ISO 105456-6	< 175 mm <sup>3</sup>

Body Type	Shade Variation
Unglazed Porcelain	V2

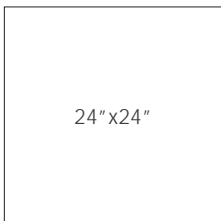

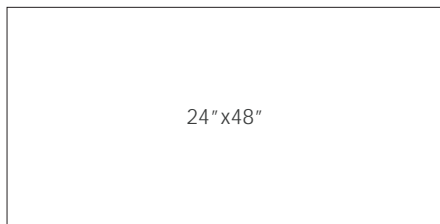
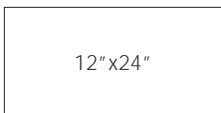


2024v2

## Compressed



## Sizes



Paver options available. Contact [info@creativematerialscorp.com](mailto:info@creativematerialscorp.com) or your consultant for more information.



Clay, Mist, and White Compressed



Sand Compressed + White Compressed

## Mosaics


Connect Mosaic on 12"x24"x9mm Natural | Non-Rectified



White & Black




Sand & Brown



Taupe & Brown




Clay & Sand



Mist & White

2"x2" Mosaic on 12"x12"x9mm Natural | Non-Rectified



White



Sand




Taupe



Clay



Brown



Mist



Black




## Mosaics


Semioval Mosaic on 8"x16"x9mm Natural | Non-Rectified




White & Black



Sand & Brown



Taupe & Brown



Clay & Sand



Mist & White

Oblong Mosaic on 8"x24"x9mm Natural | Non-Rectified



White & Black



Sand & Brown



Taupe & Brown




Clay & Sand



Mist & White

Random Strip Mosaic on 12"x24"x9mm Natural | Non-Rectified



White



Sand



Taupe



Clay



Brown



Mist



Black

## Color•Size•Finish Matrix

Color — Size & Thickness							
	White	Sand	Taupe	Clay	Brown	Mist	Black
12"x24"x9mm Rectified	Grip Natural	Grip Natural	Grip Natural	Natural	Natural	Natural	Natural
24"x24"x9mm Rectified	Natural	Natural	Natural	Natural	Natural	Natural	Natural
24"x48"x9mm Rectified	Grip Natural	Grip Natural	Grip Natural	Natural	Natural	Natural	Natural
48"x48"x8mm Rectified	Natural	Natural	Natural	Natural	Natural	Natural	Natural
Gauged 48"x110"x6mm Rectified	Natural	Natural	Natural			Natural	
Bullnose 3"x24"x9mm Non-Rectified	Natural	Natural	Natural	Natural	Natural	Natural	Natural
							
Stairtread With Mitered Edge 13"x48"x9mm Non-Rectified	Natural	Natural	Natural	Natural	Natural	Natural	Natural
							
Stairtread Corner Left or Right 13"x48"x9mm Non-Rectified	Natural	Natural	Natural	Natural	Natural	Natural	Natural
							

Paver options available.


Contact [info@creativematerialscorp.com](mailto:info@creativematerialscorp.com) or your consultant for more information.

Chart indicates available size, color, finish and thickness options. Shaded block indicates not available. Sizing is nominal for field tile, trims, and decors.



2024v2

## Color•Size•Finish Matrix

Color — Size & Thickness			
	White Compressed	Sand Compressed	Taupe Compressed
12"x24"x9mm Rectified			
24"x24"x9mm Rectified			
24"x48"x9mm Rectified	Honed Natural	Honed Natural	Honed Natural
48"x48"x8mm Rectified	Natural	Natural	Natural
Gauged 48"x110"x6mm Rectified	Natural	Natural	Natural
Bullnose 3"x24"x9mm Non-Rectified	Natural	Natural	Natural
			
Stairtread With Mitered Edge 13"x48"x9mm Non-Rectified	Natural	Natural	Natural
			
Stairtread Corner Left or Right 13"x48"x9mm Non-Rectified	Natural	Natural	Natural
			

Paver options available.

Contact [info@creativematerialscorp.com](mailto:info@creativematerialscorp.com) or your consultant for more information.

Chart indicates available size, color, finish and thickness options. Shaded block indicates not available. Sizing is nominal for field tile, trims, and decors.



2024v2