




TRANSVERSE



Transverse ceramic tile is a creative journey delving into materials, where form, color, and tactile hits emerge. The harmonious earthly color palette draws inspiration from nature. It reimagines the core of ceramics, offering designer surfaces that add depth and interest to commercial spaces.




"Color is a power which directly influences the soul."

~Wassily Kandinsky







Sticks & Mini Bricks

Delve into the fascinating realm that explores the complex interplay of materials and their interplay with light and shadow. A collection that testifies to the three-dimensionality of color, bringing depth and vivacity to designer surfaces like never before.











Ridge 2"x8"x14mm | Glossy or Satin



White



Grey



Rose



Terracotta



Sage



Green



Blue



Black

Linear 2"x8"x9mm Satin



White



Grey



Rose



Terracotta



Sage



Green



Blue



Black

Chevron 2"x8"x9mm Satin



White




Grey



Rose



Terracotta




Sage



Green



Blue



Black

Color•Size•Finish Matrix

Color — Size & Thickness				
	White	Grey	Rose	Terracotta
2" x 8" x 8mm	Glossy Satin	Glossy Satin	Glossy Satin	Glossy Satin
Ridge 2" x 8" x 14mm	Glossy Satin	Glossy Satin	Glossy Satin	Glossy Satin
Linear 2" x 8" x 9mm	Satin	Satin	Satin	Satin
Chevron 2" x 8" x 9mm	Satin	Satin	Satin	Satin

Color — Size & Thickness				
	Sage	Green	Blue	Black
2" x 8" x 8mm	Glossy Satin	Glossy Satin	Glossy Satin	Glossy Satin
Ridge 2" x 8" x 14mm	Glossy Satin	Glossy Satin	Glossy Satin	Glossy Satin
Linear 2" x 8" x 9mm	Satin	Satin	Satin	Satin
Chevron 2" x 8" x 9mm	Satin	Satin	Satin	Satin

Chart indicates available size, color, finish and thickness options. Shaded block indicates not available. Sizing is nominal for field tile, trims, and decors.



EPD[®]
INDUSTRY WIDE



TRANSVERSE

Celebrate boldness by infusing vibrancy into your designs.

creative materials corporation