

# TOPOGRAPHY PORCELAIN PAVER


creative  
materials  
corporation



## Description


Topography porcelain tile uncovers the beauty of organic qualities and nature on Earth. Design exterior spaces with ease and confidence using this collection. A truly effortless style for all to admire.

## Colors



Images represent the range of the product.

## Sizes



## Technical Data

Specification Reference	Test Method	Test Result
DCOF	ANSI A326.3	> 0.42
Water Absorption	ASTM C373	< 0.5%
Breaking Strength	ASTM C648	> 3000 lbf
PEI	ASTM C1027	IV

Body Type	Shade Variation
Glazed Color-Body Porcelain	All Other Colors • V3
	Multicolor • V4

## Finish & Thickness

Grip | 20mm  
Finish varies per size and color –  
Refer to Color•Size•Finish Matrix

## Lead Time

2-3 Weeks

## Location

USA



# TOPOGRAPHY PORCELAIN PAVER

creative  
materials  
corporation

## Color•Size•Finish Matrix





Color — Size & Thickness														
	White	Sand	Ash	Light Grey	Dark Grey	Multicolor								
24"x24"x20mm	Grip	Grip	Grip	Grip	Grip	Grip								
Stairtread with Full Round Edge 12"x24"x20mm	Matte	Matte	Matte	Matte	Matte	Matte	Matte							
Stairtread with Full Round Edge & Drip 12"x24"x20mm								Matte	Matte	Matte	Matte	Matte	Matte	
Grooved Stairtread with Full Round Edge & Drip 12"x24"x20mm	Matte	Matte	Matte	Matte	Matte	Matte	Matte							
Grooved Stairtread with Full Round Edge 12"x24"x20mm								Matte	Matte	Matte	Matte	Matte	Matte	Matte

Chart indicates available size, color, finish and thickness options. Shaded block indicates not available. Sizing is nominal for field tile, trims, and decors.

