



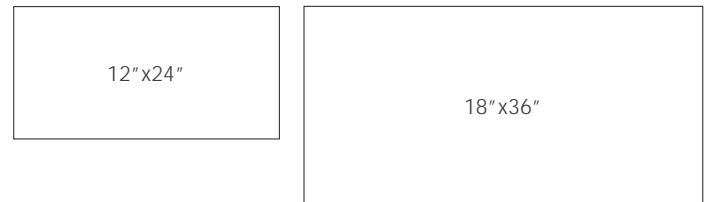
Description

Impression porcelain tile is influenced by tranquility and the surrounding colors of the coastal seashells. A perfectly harmonized color palette with a tonal pattern is present. Creating a space of relaxation is as easy as the movement within this collection.

Colors



Sizes



Technical Data

Specification Reference	Test Method	Test Result
DCOF	ANSI A326.3	Matte > 0.50 Wet
		Honed > 0.42 Wet
Water Absorption	ASTM C373	< 0.1%
Breaking Strength	ASTM C648	> 400 lbf
PEI	ASTM C1027	IV

Finish & Thickness

Honed, Matte | 8mm
Finish varies per size and color –
Refer to Color•Size•Finish Matrix

Lead Time

2-3 Weeks

Location

USA



2024v3



White



Black + Grey

Mosaics

2"x2" Mosaic on 12"x12"x8mm Sheet Honed | Non-Rectified



White



Grey



Tan



Taupe



Black

Color•Size•Finish Matrix






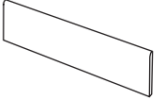
Color — Size & Thickness					
	White	Grey	Tan	Taupe	Black
12"x24"x8mm Non-Rectified	Honed	Honed	Honed	Honed	Honed
18"x36"x8mm Rectified	Honed	Honed	Honed		
Bullnose 3"x24"x8mm Rectified	Honed	Honed	Honed	Honed	Honed
					

Chart indicates available size, color, finish and thickness options. Shaded block indicates not available. Sizing is nominal for field tile, trims, and decors.



2024v3