



Charcoal + Light Grey Aggregate

## Description

Interplay porcelain tile simply accentuates creativity in a playful mix of aesthetics. With consideration of color and material as the groundwork, the ability to create a work of art unique in style is infinite. The sophistication of this palette considers the use of other materials to accentuate the space.

## Colors




## Sizes



Paver options available.

Contact [info@creativematerialscorp.com](mailto:info@creativematerialscorp.com)  
or your consultant for more information.

## Aggregate Colors



## Finish & Thickness

Grip, Natural | 9mm  
Finish varies per size and color –  
Refer to Color•Size•Finish Matrix

## Lead Time

8-10 Weeks

## Location


Italy






## Mosaics

1"x1" Mosaic on 12"x12"x9mm Sheet Natural



Aggregate Colors Only

2"x2" Mosaic on 12"x12"x9mm Sheet Natural



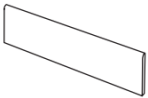
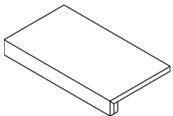
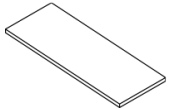
Solid Colors Only

## Technical Data

Specification Reference	Test Method	Test Result
DCOF	ANSI A326.3	Natural • Interior, Wet Plus (>0.50 Wet)
		Grip • Exterior, Wet (>0.55 Wet)
Water Absorption	ISO 10545-3	0.05%
Breaking Strength	ASTM C648	400 lbf
Deep Abrasion Resistance	ASTM C1243	145mm <sup>3</sup>

Body Type	Shade Variation
Unglazed Porcelain	V2

## Color•Size•Finish Matrix

Color — Size & Thickness					
	White	Beige	Brown	Grey	Charcoal
24"x24"x9mm Rectified	Natural	Natural	Natural	Natural	Natural
24"x48"x9mm Rectified	Natural	Natural	Natural	Natural	Natural
48"x48"x9mm Rectified	Natural	Natural	Natural	Natural	Natural
Bullnose 2"x24"x9mm Rectified	Natural	Natural	Natural	Natural	Natural
					
Stairtread 13.75"x48"x9mm Rectified	Natural	Natural	Natural	Natural	Natural
					
Stairtread Corner Left or Right 13.75"x48"x9mm Rectified	Natural	Natural	Natural	Natural	Natural
					

Paver options available.

Contact [info@creativematerialscorp.com](mailto:info@creativematerialscorp.com) or your consultant for more information.

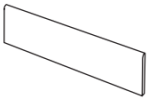
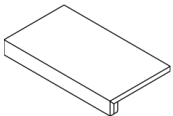
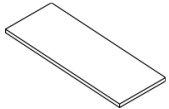
Chart indicates available size, color, finish and thickness options. Shaded block indicates not available. Sizing is nominal for field tile, trims, and decors.



2025v1



## Color•Size•Finish Matrix

Color — Size & Thickness					
Aggregate	Sienna	Green	Mocha	Light Grey	Dark Grey
24" x 24" x 9mm Rectified	Natural	Natural	Natural	Natural	Natural
24" x 48" x 9mm Rectified	Natural	Natural	Natural	Natural	Natural
48" x 48" x 9mm Rectified	Natural	Natural	Natural	Natural	Natural
Bullnose 2" x 24" x 9mm Rectified	Natural	Natural	Natural	Natural	Natural
					
Stairtread 13.75" x 48" x 9mm Rectified	Natural	Natural	Natural	Natural	Natural
					
Stairtread Corner Left or Right 13.75" x 48" x 9mm Rectified	Natural	Natural	Natural	Natural	Natural
					

Paver options available.

Contact [info@creativematerialscorp.com](mailto:info@creativematerialscorp.com) or your consultant for more information.

Chart indicates available size, color, finish and thickness options. Shaded block indicates not available. Sizing is nominal for field tile, trims, and decors.



2025v1