




Description


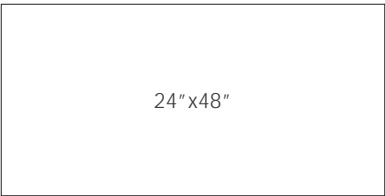
Midland Concrete porcelain tile is a metamorphosis of concrete through depth and color saturation. Careful consideration for casts, including irregular surfaces. The details of blemishes are marks of beauty. Thoughtful complements round out the contemporary aesthetic.

Colors



Dark Grey

Sizes



Finish & Thickness

Matte | 6mm

Lead Time

8-10 Weeks

Location

Italy

Technical Data

Specification Reference	Test Method	Test Result
DCOF	ANSI A326.3	> 0.42 Wet
Water Absorption	ISO 10545-3	< 0.5%
Breaking Strength	ISO 10545-4	R>35 N/mm ² , S>1300N
Deep Abrasion Resistance	ISO 10545-6	< 175mm ³

Body Type	Shade Variation
Unglazed Porcelain	V2

