



Description

Sheen porcelain tile reaches richer, more luxurious depths through a weathered metallic aesthetic. Inviting and velvety to the eye in gorgeous colors integrated perfectly with rust effects.

Colors



Patina

Finish & Thickness

Matte | 3.5mm, 5.6mm

Lead Time

8-10 Weeks

Location

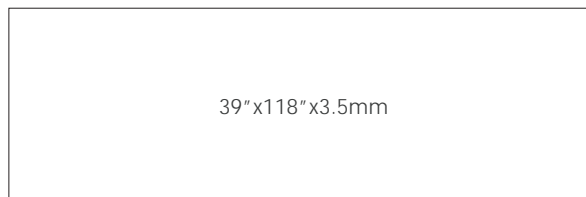
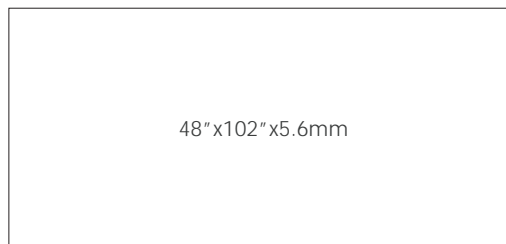
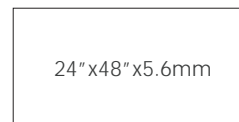
Spain

Technical Data

Specification Reference	Test Method	Test Result
DCOF	ANSI A326.3	> 0.42 Wet
Water Absorption	ISO 10545-3	< 0.05%
Breaking Strength	ISO 10545-4	R>35 N/mm ² , S>700N

Body Type	Shade Variation
Glazed Color-Body Porcelain	V3

Sizes



2025