



Grey

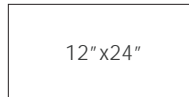
Description

New York porcelain tile is inspired by the untouched appeal of natural stone in its raw form. Designed to showcase the stone's inherent personality, this collection brings a sense of authenticity and understated elegance to modern architectural spaces.

Colors



Sizes



Technical Data

Specification Reference	Test Method	Test Result
DCOF	ANSI A326.3	> 0.50 Wet
Water Absorption	ASTM C373	~ 0.2%
Breaking Strength	ASTM C648	> 275 lbf
PEI	ASTM C1027	IV

Finish & Thickness

Matte | 8.5mm
Finish varies per size and color –
Refer to Color•Size•Finish Matrix

Lead Time

1-2 Weeks

Availability

Domestic Inventory

Body Type	Shade Variation
Glazed Non Color-Body Porcelain	V4





White Basket Weave Mosaic



Grey

Mosaics

Basket Weave Mosaic on 12"x12"x8.5mm Sheet Matte | Non-Rectified




White



Beige



Grey



Black

2"x2" Mosaic on 12"x12"x8.5mm Sheet Matte | Non-Rectified




White



Beige





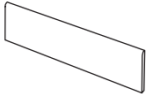


Grey



Black

Color•Size•Finish Matrix

Color — Size & Thickness				
	White	Beige	Grey	Black
12" x 24" x 8.5mm Non-Rectified	Matte	Matte	Matte	Matte
Bullnose 3" x 12" x 8.5mm Non-Rectified	Matte	Matte	Matte	Matte
				



Black + White Basket Weave Mosaic

Chart indicates available size, color, finish and thickness options. Shaded block indicates not available. Sizing is nominal for field tile, trims, and decors.

